



Climate Change
Performance
Index

Results 2020

Jan Burck, Ursula Hagen, Niklas Höhne, Leonardo Nascimento, Christoph Bals



Imprint

Germanwatch – Bonn Office

Kaiserstr. 201
D-53113 Bonn, Germany
Ph.: +49 (0) 228 60492-0
Fax: +49 (0) 228 60492-19

Germanwatch – Berlin Office

Stresemannstr. 72
D-10963 Berlin, Germany
Ph.: +49 (0) 30 28 88 356-0
Fax: +49 (0) 30 28 88 356-1

E-mail: info@germanwatch.org
www.germanwatch.org



NewClimate Institute – Cologne Office

Clever Str. 13-15
D-50668 Cologne, Germany
Ph.: +49 (0) 221 99983300

NewClimate Institute – Berlin Office

Schönhauser Allee 10-11
D-10119 Berlin, Germany
Ph.: +49 (0) 030 208492742



CAN

Climate Action Network International

Rmayl, Nahr Street,
Jaara Building, 4th floor
P.O.Box: 14-5472
Beirut, Lebanon
Ph.: +961 1 447192



Authors:

Jan Burck, Ursula Hagen, Niklas Höhne,
Leonardo Nascimento, Christoph Bals

With support of:

Pieter van Breenvoort, Violeta Helling, Anna Würdehoff,
Gereon tho Pesch

Editing:

Anna Brown, Janina Longwitz

Maps:

Violeta Helling

Design:

Dietmar Putscher

Coverphoto: shutterstock/Tupungato

December 2019

Purchase Order Number: 20-2-03e
ISBN 978-3-943704-75-4

You can find this publication as well
as interactive maps and tables at

www.climate-change-performance-index.org

A printout of this publication can be ordered at:
www.germanwatch.org/de/17281

Contents

Foreword	3
1. About the CCPI	4
2. Recent Developments	6
3. Overall Results CCPI 2020	8
3.1 Category Results – GHG Emissions	10
3.2 Category Results – Renewable Energy	12
3.3 Category Results – Energy Use	14
3.4 Category Results – Climate Policy	16
4. Key Country Results	18
5. Focus Country: Chile	24
6. Endnotes	26
Annex	28

Foreword: Informing the process of raising climate ambition

Published annually since 2005, the Climate Change Performance Index (CCPI) is an independent monitoring tool for tracking countries' climate protection performance. It aims to enhance transparency in international climate politics and enables comparison of climate protection efforts and progress made by individual countries.

The implementation phase of the Paris Agreement enters a crucial phase in 2020, where countries are due to submit their updated Nationally Determined Contributions (NDCs). In light of this, the CCPI aims to inform the process of raising climate ambition. As a long-standing and reliable tool for identifying leaders and laggards in climate protection, the CCPI can be a powerful instrument to hold governments accountable for their responsibility to act on the climate crisis – and of stimulating a race to the top in climate action.



Jan Burck
(Germanwatch)



Ursula Hagen
(Germanwatch)



Niklas Höhne
(NewClimate Institute)



Leonardo Nascimento
(NewClimate Institute)



Stephan Singer
(Climate Action
Network International)

Authors and acknowledgements

The Index is published by Germanwatch, the NewClimate Institute and the Climate Action Network. The CCPI's unique climate policy section, evaluating countries' national and international climate policy performance, is only possible through

the continued support and contributions of around 350 climate and energy experts. We express our gratitude to these experts and greatly appreciate their time, efforts and knowledge in contributing to this publication.*

* A full list of contributors to the climate policy evaluation can be found in the Annex of this publication.

1. About the CCPI

Country coverage: Covering more than 90% of global GHG emissions

On the basis of standardised criteria, the CCPI currently evaluates and compares the climate protection performance of 57 countries and of the European Union (EU), which are together responsible for more than 90% of global greenhouse gas (GHG) emissions. This year for the first time Chile, as the country holding the COP25 presidency, is added to the CCPI.

Methodological approach and data sources

The CCPI assesses countries' performance in four categories:



"GHG Emissions" (40% of overall score),



"Renewable Energy" (20% of overall score),



"Energy Use" (20% of overall score) and



"Climate Policy" (20% of overall score).

Aiming to provide a comprehensive and balanced evaluation of the diverse countries evaluated, a total of 14 indicators are taken into account (see figure on the right). Around 80% of the assessment of countries' performance is based on quantitative data* taken from the International Energy Agency (IEA), PRIMAP, the Food and Agriculture Organization (FAO) and the national GHG inventories submitted to the UNFCCC. The categories "GHG Emissions", "Renewable Energy" and "Energy Use" are each defined by four indicators: (1) Current Level; (2) Past Trend**; (3) Well-Below-2°C Compatibility of the Current Level; and (4) Well-Below-2°C Compatibility of the Countries' 2030 Target. The remaining 20% of the assessment is based on the globally unique climate policy section of the CCPI. The index category "Climate Policy" considers the fact that climate protection measures taken by governments often take several years to have an effect on the GHG-Emissions, Renewable Energy and Energy Use indicators. This category thereby covers the most recent developments in national climate policy frameworks, which are otherwise not projected in the quantitative data. This category's indicators are (1) National Climate Policy and (2) International Climate Policy, and the qualitative data for these is assessed annually in a comprehensive research study. Its basis is the performance rating provided by climate and energy policy experts from non-governmental organisations (NGOs), universities and think tanks within the countries that are evaluated.***

Compatibility of countries' performance with well-below-2°C pathway and NDC analysis

In 2017, the methodology of the CCPI was revised to fully incorporate the 2015 Paris Agreement, a milestone in international climate negotiations with the goal to limit global warming to well below or even to 1.5°C. Since then, the CCPI includes an assessment of the well-below-2°C compatibility of countries' current performance and their own targets (as formulated in their Nationally Determined Contributions, or NDCs). Within the quantitative index categories – "GHG Emissions", "Renewable Energy" and "Energy Use" – current performance and the respective 2030 target are evaluated in relation to their country-specific well-below-2°C pathway. For the well-below-2°C pathways, ambitious benchmarks are set for each category, guided by the long-term goals of the Paris Agreement. The three benchmarks are: *nearly zero GHG emissions* (taking into account country-specific pathways, which give developing countries more time to reach this goal); *100% energy from renewable sources*; and *keeping to today's average global energy use per capita levels and not increasing beyond*. The CCPI compares where countries actually are today with where they should be to meet the ambitious benchmarks. Following a similar logic, the CCPI evaluates the countries' own 2030 targets by comparing these to the same benchmarks.

Interpretation of results

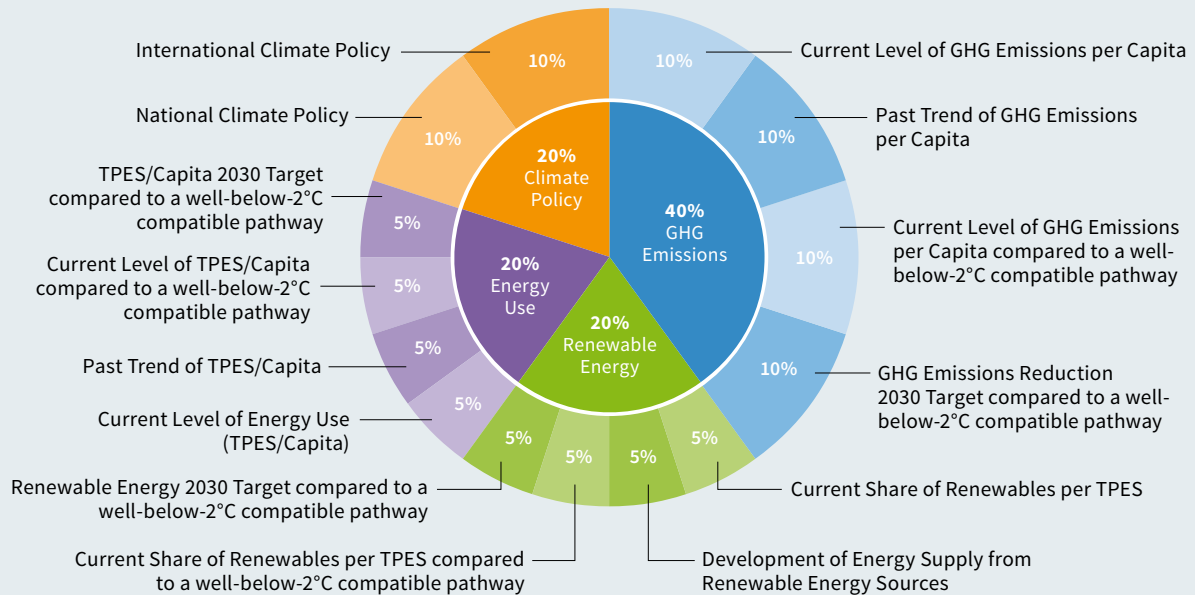
In interpreting the results, it is important to note that the CCPI is calculated using production-based emissions only. Thereby the CCPI follows the currently prevailing method of accounting for national emissions and the logic that the nation producing the emissions is also the one held accountable for them. Further, it is important to note that more than half of the CCPI ranking indicators are qualified in relative terms (better/worse) rather than absolute. Therefore even those countries with high rankings have no reason to sit back and relax. On the contrary, the results illustrate that even if all countries were as committed as the current frontrunners, efforts would still not be sufficient to prevent dangerous climate change.

* The latest available data, which allows for comparison of all 57 countries plus the EU included in the CCPI 2020, dates back to 2017 for the quantitative index categories.

** The CCPI takes into account a five-year trend (for CCPI 2020, the period 2012–2017).

*** The survey for CCPI 2020 was carried out between September and November 2019. The results therefore cover recent policy developments as of 1 November 2019.

Components of the CCPI



GHG = Greenhouse Gases | TPES = Total Primary Energy Supply

© Germanwatch 2019

Disclaimer on comparability to previous CCPI editions

The CCPI 2020 (for 57 selected countries and the EU) is based on the methodological design introduced in 2017 covering all greenhouse gas (GHG) emissions* and evaluates the 2030 targets and the well-below-2°C compatibility of countries' current levels and targets in the categories “GHG Emissions”, “Renewable Energies” and “Energy Use”. Therefore, there is only limited comparability between this year’s results and versions of the in-

dex prior to the CCPI 2018. However, this year’s results are comparable to the CCPI G20 Edition as well as to the CCPI 2018 and CCPI 2019. Please note that Chile is added to the list of countries evaluated in the CCPI 2020 edition. When directly comparing the ranks between the CCPI 2019 and 2020 editions, please note that ranks from last year are unadjusted throughout the publication.

➔ More detailed information on the CCPI methodology and its calculation can be found in the “Background and Methodology” brochure, available for download at: www.climate-change-performance-index.org

* All Kyoto gases (CO₂, CH₄, N₂O, HFKW, PFKW and SF₆) including the emissions coming from Land Use, Land Use Change and Forestry (LULUCF).

2. Recent Developments:

Global climate action is characterised by opposing trends. Increasing pressure from civil society, backed by scientists, and promising technological developments (such as continued declining costs of renewable energy technologies; advanced storage solutions; and rapid growth in electric mobility¹), along with important signs of reform of the financial markets all constitute positive dynamics for the transformational change needed to face the global climate crisis. While political progress is also visible in some parts of the world, but the resistance of some major economies to implementing the Paris Agreement and vested fossil fuel interests are slowing down the transition towards net-zero emission economies. As current commitments are far short of setting the world on track to keep global warming to 1.5°C, higher ambition and faster action are needed. With increasing impacts of delayed climate action unfolding, political decision-makers need courage to address the climate crisis, build upon positive dynamics and push ahead with transformational change in a new wave of political momentum.

Enhancing ambition and accelerating action by 2020:

So far vulnerable countries set the pace

The year 2020 is critical, as countries must submit their updated NDCs. Under the Climate Ambition Alliance, launched by the Chilean COP presidency at the UN Climate Action Summit in September 2019, 59 countries have signalled their intention to submit an enhanced NDC by 2020.² Those countries represent only about 8% of global emissions, including many of those most vulnerable to the impacts of climate change. Pressure is increasing on major emitters, to follow their lead and step up their ambition in 2020. While there have been positive signals in this regard, for instance, from the EU, China and India, South Africa is the only G20 country that has made a statement on enhancing its NDC by the end of 2020.³ Next to enhanced mitigation ambition, it is equally important that governments address the existing finance gap in order to provide adequate support for climate action and resilience in countries at risk. Developed countries need to increase public finance commitments to meet the US\$100 billion goal by and annually after 2020.

Magnitude of global climate crisis: More events clearly show that climate-related risks are heavily impacting the most vulnerable

In many parts of the world, the impacts of climate change are not only expected, but are being felt. The unfolding impacts of 1°C of global warming observed in 2019 emphasise the urgency required to act and underline the message of the IPCC 1.5°C Special Report that every tenth of a degree matters when it comes to conserving a liveable climate. Many scientists are concerned about the risk of crossing tipping points, such as albedo change in Greenland and Antarctica and the melting permafrost,⁴ which might amplify temperature rises. The year 2019 has seen an increasing severity of extreme weather events – Cyclone Idai devastating large parts of Mozambique in March,⁵ a record-breaking heatwave in India during May and June,⁶ and the destructive bushfires in Australia as a pre-summer heatwave hits the country.⁷ The climate crisis is also increasingly a

security risk amplifier, disproportionately affecting those most vulnerable and least responsible for it. At the Munich Security Conference in February 2019, climate security for the first time appeared prominently on the main agenda, showing increased awareness of the magnitude of humanitarian risks posed by the global climate crisis.

Change is coming: The ending economic viability of (conventional) fossil fuels

Changing energy economics underline that the shift to renewable energy makes sense, not only for the climate, but also for economies. The International Energy Agency's (IEA) *Renewables 2019 market forecast* anticipates a 50% increase in renewable energy power capacity between 2019 and 2024 mainly driven by continuing cost reductions of renewable energy.⁸ In many regions of the world the coal cost crossover – whereby renewable energy is becoming less costly than coal – has been reached. For the US, analysis shows that about 74% of all coal-fired plants are producing electricity at higher costs than if they were replaced with renewable energy – and this will increase even further to 86% of coal-fired plants by 2025.⁹ Between 2011 and 2016, US coal companies lost more than 90% of their market value (from US\$33 billion to US\$150 million).¹⁰ Increased competition from renewables is one of the driving forces behind the retirement of coal-fired power plants. Between 2010 and the first quarter of 2019, US power companies announced the retirement of coal-fired power units with a total generation capacity of 102 gigawatts (GW).¹¹ In China, contradictory trends are observed: Although the increasing presence of renewable electricity in the system is challenging the profitability of existing coal power stations, across the country 148GW of coal-fired power plants, equivalent to the EU's entire generation capacity, are currently under construction or likely to be revived.¹² For Japan, the undermined economic viability of coal puts US\$71 billion of coal assets at risk, as off- and on-shore wind as well as solar photovoltaics could be cheaper than new and existing coal-fired power plants.¹³ In the EU, 79% of coal generators are running at a loss, down about €6.6 billion in 2019 alone.¹⁴ The unviability of new coal power plants becomes even more pronounced with an increasing number of global insurers refusing to provide insurance for fossil fuel infrastructure including new coal projects and also oils sands.¹⁵ While changing energy economics have as yet had a lesser effect on the oil sector, initial signs are of the declining market capitalisation of big oil companies. In August 2019, ExxonMobil, one of the largest companies, for the first time was not listed among the top ten largest companies in the Standard & Poor's stock market index. Politics have a major role to play in further changing economics and moving away from fossil fuel production. The findings of the fossil fuel *Production Gap Report* underline the need for governments to manage the phase-out of fossil fuels. Currently, countries are on target to extract 120% more oil, gas and coal in 2030 than is compatible with limiting warming to 1.5°C.¹⁶ At the same time, the IEA sees the possibility for a trend where renewable energy provides more than half of total electricity generation by 2040.¹⁷

Shifting the trillions: Important signals for reform of the finance sector

The year 2019 has seen major actors within the finance sector take action to align their activities with the goals of the Paris Agreement. Multilateral development banks (MDBs) have sent important signals for reform. In December 2018, a group of ten MDBs announced work on aligning their financing activities with the Paris Agreement goals and pledged to present a joint approach and individual progress at COP25.¹⁸ Ahead of COP25, on 14 November, the European Investment Bank (EIB) announced that it would no longer finance fossil fuel energy projects from the end of 2021 as part of their new climate strategy and energy lending policy.¹⁹ Thereby the EIB set an important benchmark for others to follow. The recent decision of the Swedish central bank to divest from Australian government bonds because of the country's high emissions dependency is one of many indications that central banks are increasingly aware of climate risks for the finance sector.²⁰ Earlier, the Bank of England governor Mark Carney, who played a major role in raising awareness of the need to transform the management of climate risks for the stability of the finance sector, warned that those companies and industries not taking action to move towards zero-carbon emissions face the risk of going bankrupt.²¹

Climate justice and social justice: Two sides of the same coin

Ongoing protests in Chile, Haiti, Ecuador, and France clearly underline that climate and social justice are two sides of the same coin. Accelerated climate action needs to have social justice and equity at its core, following Agenda 2030's guiding principle "to leave no one behind". Only by internalising the connections between climate and social justice, can a just and socially accepted transition to a net-zero emission future be possible.

The voice of youth: Moral force for transformational change

Seeing their future at stake as governments continually fail to take more ambitious climate action at the pace needed, the Fridays for Future movement has taken their demands to the streets. With historic waves of protests throughout the year 2019, the younger generation has been leading the way in putting increased pressure on governments, especially but not only in industrialised countries. These protests are the culmination of increased public awareness and send a strong signal of momentum for political leadership to act on the climate crisis.



Fridays for Future Climate Strike in New York City 20 September 2019

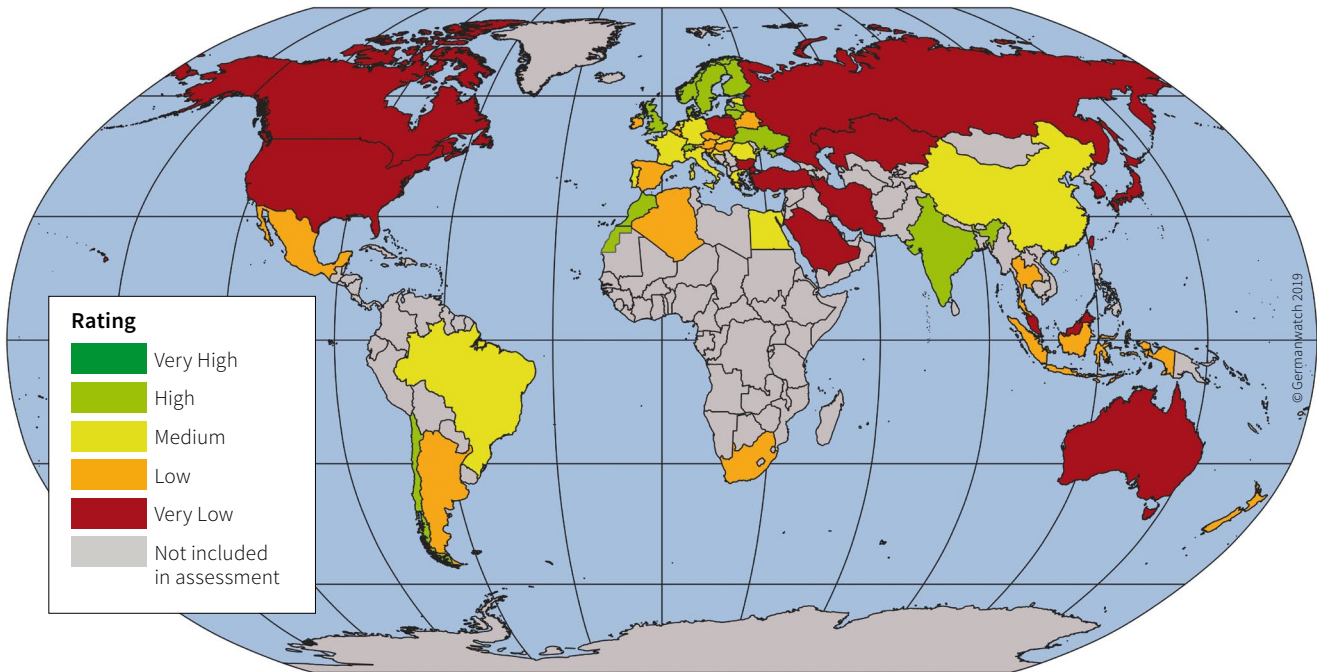
Looking ahead: Transformative partnerships for implementing the Paris Agreement

Scientific evidence, the corresponding urgency and moral obligation to take accelerated climate action as well as the positive dynamics enhancing the momentum for transformational change, have clearly not yet translated into sufficient political commitment and action, especially in G20 countries. On 4 November 2019, the US administration led by President Donald Trump even began the official process for the US to resign from the Paris Agreement.²² This followed an earlier announcement that the climate will not be on the agenda for next year's G7 Summit in the US.²³ The government of Brazil no longer plays an active role in fighting the deforestation of the Amazon; there is a lack of action to implement policies and enforce measures such as the "Plan for Deforestation Prevention and Control" (PPCD).²⁴ The deforestation rate in the past 12 months has been the highest in the last decade.²⁵ This kind of political resistance poses a critical challenge to implementing the Paris Agreement and to catalyse the transformational change needed. Eyes are on China and the EU to present plans by 2020 to increase their ambitions for 2030 and long term for 2050. India, which still has comparably low levels of per capita emissions, is under less moral pressure to act. However, the country has had the largest emissions increase in the past five years and has huge opportunities to benefit its poorer populations by transforming energy and transportation systems. Thus, strong cooperation between these and other actors is key to sending a strong signal of increased ambition in the coming months. An interesting partner is South Africa, the only G20 country that has already announced its determination to increase ambition for 2030 in 2020. In this context strategic partnerships and frontrunner alliances gain greater importance as new ways of cooperating on climate protection and resilience among state actors, supported by non-state actors.

The CCPI: Taking stock of countries' climate change performance

Against the background of these developments, CCPI 2020 takes stock of the climate change performance of 57 countries and the EU. The CCPI sheds light on how well countries are progressing in implementing policies that should set the world on track to keep global warming to well below 2°C and if possible to 1.5°C. The following chapters present the overall and category results to contribute to a clearer understanding of countries' performance.

3. Overall Results CCPI 2020



Key results overall rating:

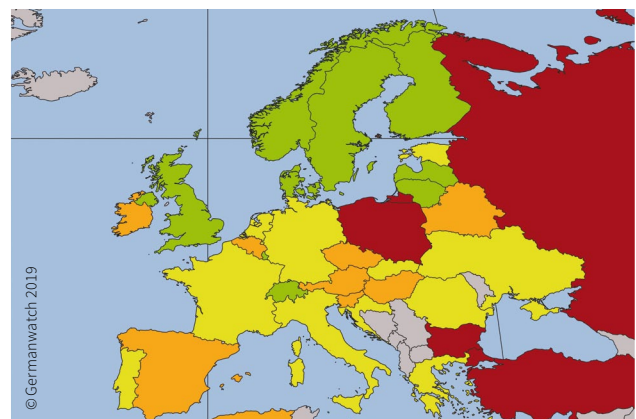
Still no country made it to the top three ranks

The world map shows the aggregated results and overall performance of evaluated countries. The table shows the overall ranking and indicates how the countries perform in the different index categories. Headline results include:

- ➔ No country performs well enough in all index categories to achieve an overall *very high* rating in the index. Therefore, once again the first three ranks of the overall ranking remain empty.
- ➔ G20 performance: only two G20 countries rank among *high* performers (UK and India), while eight G20 countries rank under *very low* performers.
- ➔ EU performance: Poland supersedes Ireland as the *worst* performing EU country in this year's index. Eight EU countries rank under *high* performers, while the EU as a whole falls six places and ranks under the group of *medium* performers in this year's index.
- ➔ CCPI newcomer Chile ranks 11th with an overall *high* performance.

Top three performers:

- Sweden** is leading the group of *high* performing countries, as it has in the past two years.
- Denmark** moves up ten ranks to become the second best performing country in this year's CCPI.
- Morocco** falls one place in the overall ranking but keeps its overall *high* performance.



Bottom three performers:

- Chinese Taipei** falls three places and now ranks 59th.
- Saudi Arabia** still ranks *very low*, but for the first time does not occupy the bottom rank of the index.
- The United States**, after falling three positions in last year's ranking, continues the downwards trend, sinking to the bottom of the ranking.

The following sub-chapters take a closer look at the results for the index categories: GHG Emissions (3.1), Renewable Energy (3.2), Energy Use (3.3) and Climate Policy (3.4).

For more details on the performance of selected countries, see Chapter 4.



Rank		Country	Score***	Categories
1.*	–	–	–	
2.	–	–	–	
3.	–	–	–	
4.	–	Sweden	75.77	
5.	▲	Denmark	71.14	
6.	▼	Morocco	70.63	
7.	▲	United Kingdom	69.80	
8.	▼	Lithuania	66.22	
9.	▲	India	66.02	
10.	▲	Finland	63.25	
11.		Chile	62.88	
12.	–	Norway	61.14	
13.	▲	Luxembourg	60.91	
14.	▼	Malta	60.76	
15.	▼	Latvia	60.75	
16.	▼	Switzerland	60.61	
17.**	▲	Ukraine	60.60	
18.	▲	France	57.90	
19.	▲	Egypt	57.53	
20.	▼	Croatia	56.97	
21.	▲	Brazil	55.82	
22.	▼	European Union (28)	55.82	
23.	▲	Germany	55.78	
24.	▼	Romania	54.85	
25.	▼	Portugal	54.10	
26.	▼	Italy	53.92	
27.	▼	Slovak Republic	52.69	
28.	▲	Greece	52.59	
29.	▼	Netherlands	50.89	
30.	▲	China	48.16	
31.	▲	Estonia	48.05	
32.	▼	Mexico	47.01	
33.	▲	Thailand	46.76	
34.	▲	Spain	46.03	
35.	▼	Belgium	45.73	
36.	▲	South Africa	45.67	
37.	▲	New Zealand	45.67	
38.	▼	Austria	44.74	
39.	▼	Indonesia	44.65	
40.	▼	Belarus	44.18	
41.	▲	Ireland	44.04	
42.	▼	Argentina	43.77	
43.	▼	Czech Republic	42.93	
44.	▼	Slovenia	41.91	
45.	▲	Cyprus	41.66	
46.	▲	Algeria	41.45	
47.	▼	Hungary	41.17	
48.	▲	Turkey	40.76	
49.	▼	Bulgaria	40.12	
50.	▼	Poland	39.98	
51.	▼	Japan	39.03	
52.	–	Russian Federation	37.85	
53.	▼	Malaysia	34.21	
54.	▼	Kazakhstan	33.39	
55.	▼	Canada	31.01	
56.	▼	Australia	30.75	
57.	▲	Islamic Republic of Iran	28.41	
58.	▼	Korea	26.75	
59.	▼	Chinese Taipei	23.33	
60.	–	Saudi Arabia	22.03	
61.	▼	United States	18.60	

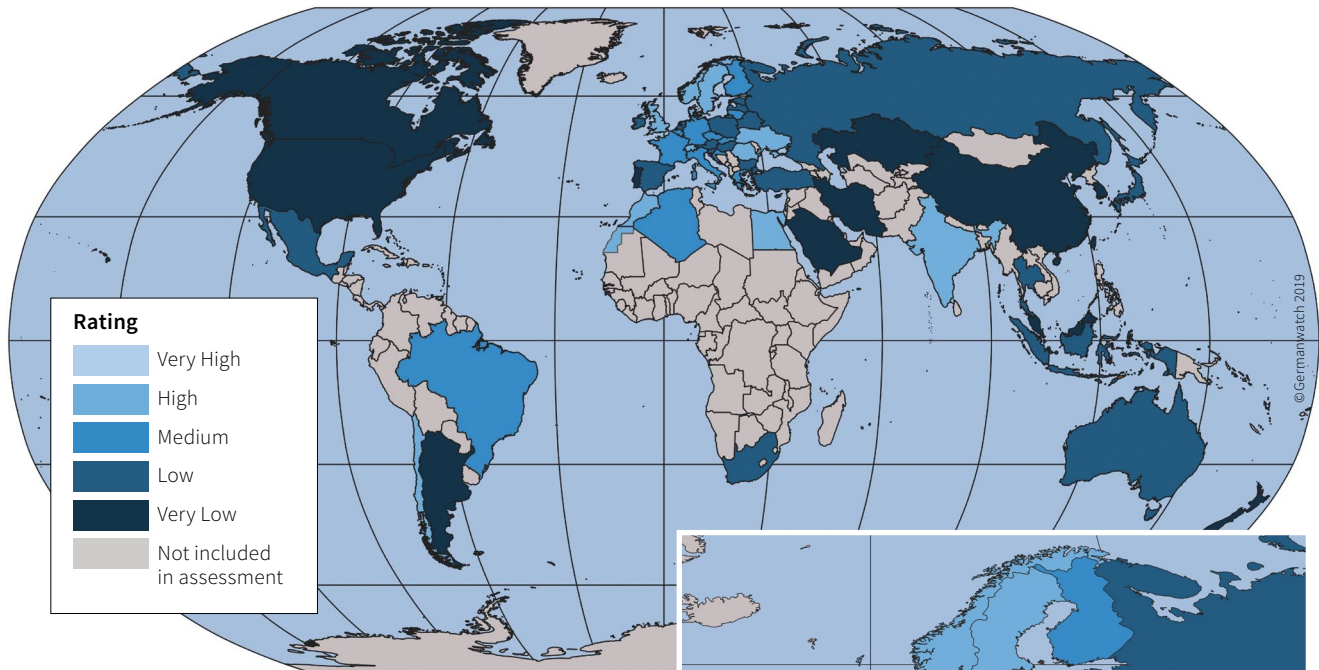
Index Categories

- GHG Emissions (40% weighting)
- Renewable Energy (20% weighting)
- Energy Use (20% weighting)
- Climate Policy (20% weighting)

* None of the countries achieved positions one to three. No country is doing enough to prevent dangerous climate change.
 ** The position of Ukraine in the overall ranking is highly influenced by the effects of the ongoing conflict in the Donbas region on key CCPI indicators.
 ***rounded
 © Germanwatch 2019



3.1 Category Results – GHG* Emissions



Key developments: Global GHG emissions continue to grow

Globally, despite declining emissions in some countries, GHG emissions continue to grow. Between 2009 and 2018, emissions have risen by 1.5% per year, with only the years 2014–2016 showing a slight slow-down. Preliminary data for 2018 suggest that global GHG emissions grew by 1.9%.²⁶

Key results: GHG Emissions rating

The table on the right provides detailed information on the performance of G20 countries in the four indicators defining the GHG Emissions category.

G20 performance:

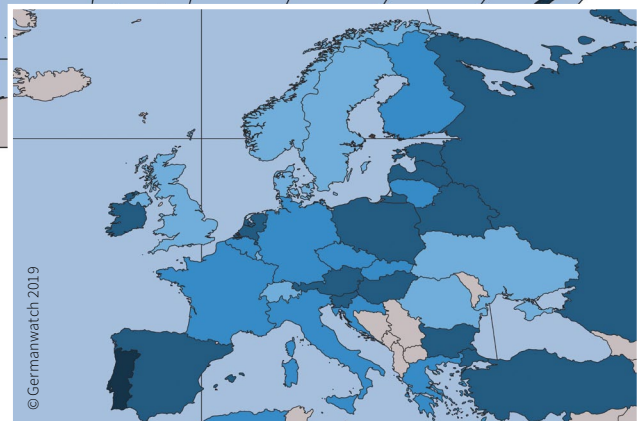
- ➔ No country's performance is rated *very high* for all indicators in the GHG Emissions category and only two G20 countries rank under *high* performing countries. Although India has one of the largest growth trends, per capita emissions stay at a comparatively low level, rated *very high* for their well-below-2°C compatibility.
- ➔ Thirteen of the G20 countries rank as *very low* or *low* performing countries. China, while still rated *very low* for the GHG Emissions category, for the first time does not rank among the bottom ten in the GHG Emissions rating.

EU performance:

- ➔ As last year, the EU is rated *medium* for its performance in the GHG Emissions category.
- ➔ Six EU countries rank as *high* performers in this year's GHG Emissions rating. Cyprus and Portugal are the worst performing EU countries, both with an overall *very low* rating in this category.

Top three performers:

Based on consumption-based emissions only, **Sweden** has the overall lowest per capita emissions, rated *very high* for their well-below-2°C compatibility.



With a comparatively *low* level of current GHG per capita emissions, further emission reductions over recent years, and an ambitious 2030 target **Egypt** is rated *high* for its performance in the category.

The **United Kingdom** is still rated *medium* for its current level of per capita emissions, but achieves *high* ratings for the remaining indicators in the GHG Emissions category. This includes the comparatively *high*-rated well-below-2°C compatibility of its 2030 GHG emission target.

Bottom three performers:

The **Republic of Korea** fails to make any progress in the GHG Emissions category, with both the current level of per capita emissions and the country's 2030 GHG target rated *very low* for its well-below-2°C compatibility.

Chinese Taipei is rated *very low* for all indicators in the GHG Emissions category.

Saudi Arabia is rated *low* for the past trend of per capita GHG emissions in this year's index, while the comparatively high level of per capita emissions is still rated *very low* for its well-below-2°C compatibility.

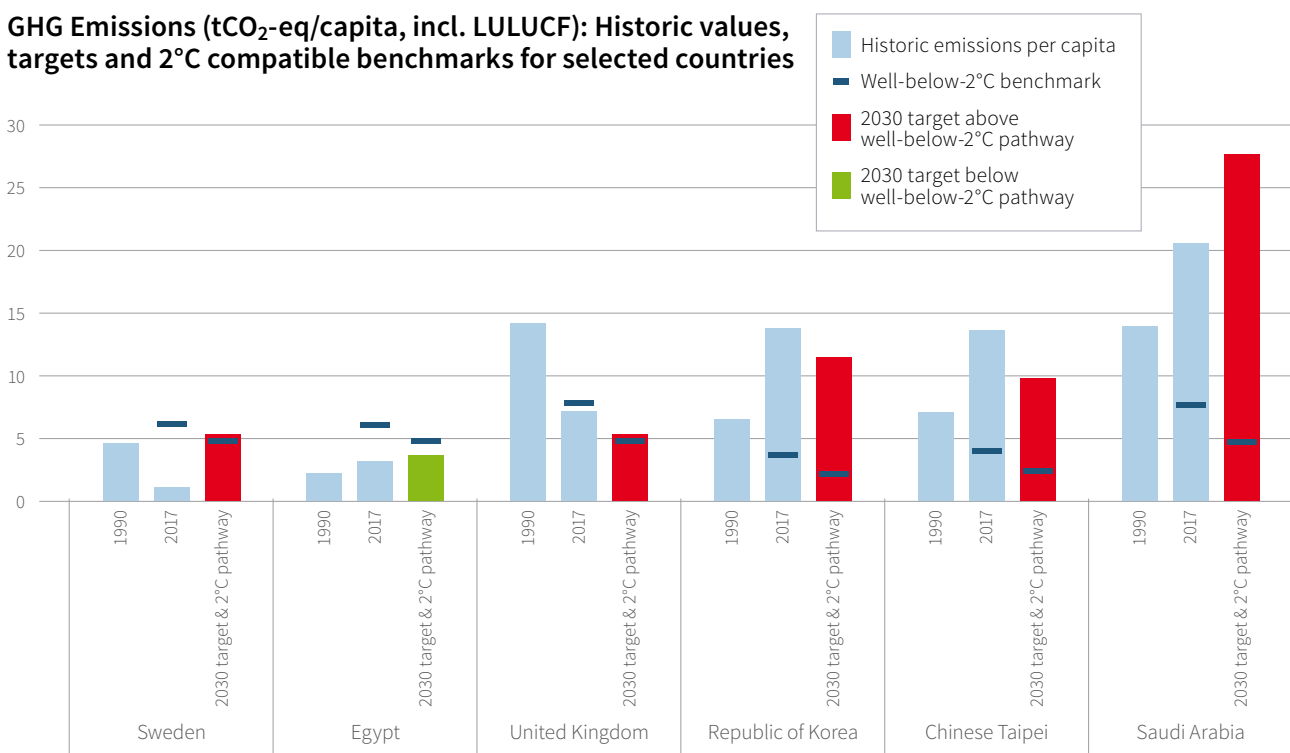
For the top and bottom three performers, the graph on the right indicates how per capita emissions developed between 1990 and 2017, and visualises the well-below-2°C compatibility of both a country's current GHG per capita level and its 2030 GHG emission target.

* Greenhouse Gas Emissions

Greenhouse Gas Emissions – Rating table for G20 countries*							
Rank	Country	Score**	Overall Rating	GHG per Capita - current level (incl. LULUCF)***	GHG per Capita - current trend (excl. LULUCF)	GHG per Capita (incl. LULUCF) - compared to a well-below-2°C pathway	GHG 2030 target - compared to a well-below-2°C pathway
6.	United Kingdom	77.8	High	Medium	High	High	High
11.	India	71.9	High	Very high	Very Low	Very high	Very high
17.	France	62.9	Medium	Medium	Medium	Medium	Medium
18.	Brazil	62.7	Medium	Medium	Medium	Medium	Medium
21.	European Union (28)	59.3	Medium	Medium	Medium	Medium	Medium
22.	Italy	59.1	Medium	Medium	High	Medium	Low
24.	Germany	57.7	Medium	Low	Medium	Low	Medium
31.	Turkey	51.8	Low	High	Very Low	High	Low
32.	South Africa	51.6	Low	Low	High	Low	Low
35.	Russian Federation	50.8	Low	Low	Medium	High	Low
39.	Mexico	48.3	Low	Medium	Very Low	Low	Low
43.	Japan	46.5	Low	Low	High	Very Low	Low
44.	Australia	45.5	Low	Very Low	Medium	Medium	Medium
47.	Indonesia	43.6	Low	Low	Low	Very Low	Low
49.	Argentina	41.5	Very Low	Low	Low	Very Low	Low
50.	China	41.2	Very Low	Low	Low	Low	Very Low
55.	Canada	31.2	Very Low	Very Low	Medium	Very Low	Low
57.	United States	24.3	Very Low	Very Low	Medium	Very Low	Very Low
59.	Korea	16.2	Very Low	Very Low	Low	Very Low	Very Low
61.	Saudi Arabia	9.1	Very Low	Very Low	Low	Very Low	Very Low

© Germanwatch 2019

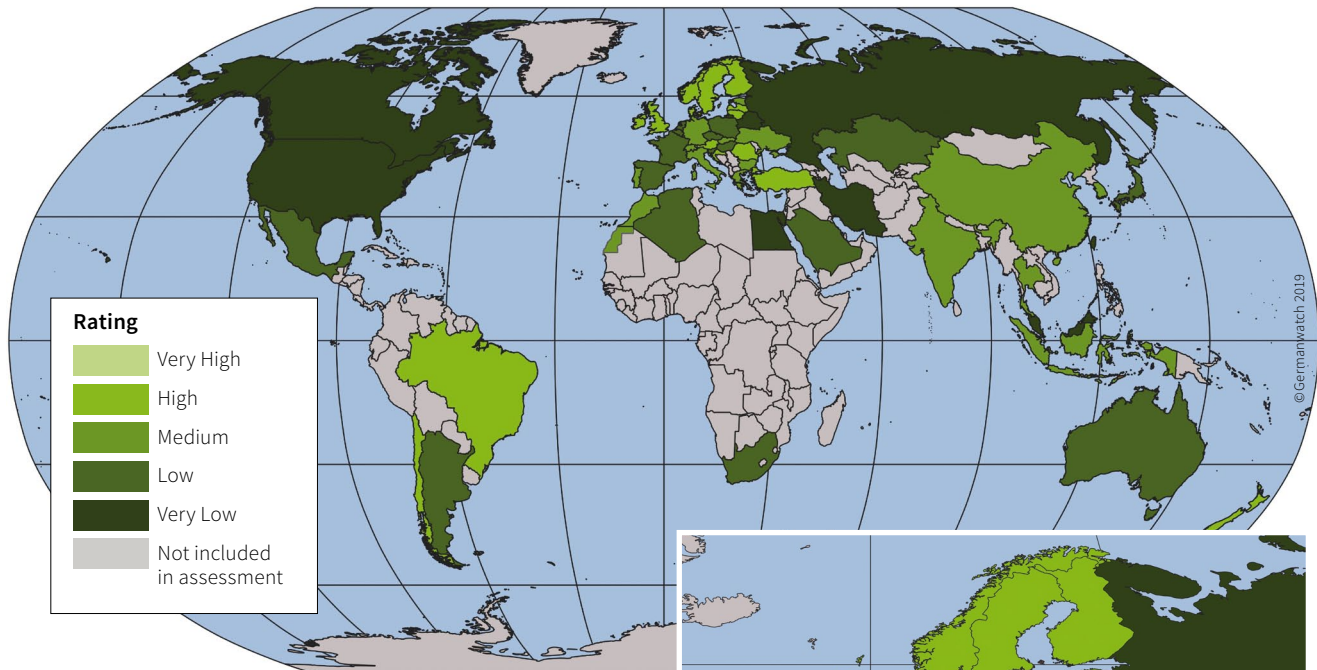
GHG Emissions (tCO₂-eq/capita, incl. LULUCF): Historic values, targets and 2°C compatible benchmarks for selected countries



* The ratings and graphs for all 57 countries and the EU can be found here: www.climate-change-performance-index.org
 ** unweighted and rounded *** Land Use, Land-Use Change and Forestry



3.2 Category Results – Renewable Energy



Key developments: Renewable energy capacity and investments need to be accelerated

In 2018, additions of renewable power generation capacity outpaced net installations of fossil fuel and nuclear power for the fourth year in a row.²⁷ Substantial growth potential is seen in the offshore wind sector, which to date accounts for only a small fraction of renewable energy deployment.²⁸ As two-thirds of global GHG emissions are related to sectors like electricity and heat, buildings, transport and industry, the need to accelerate global energy transition is clear.

Key results: Renewable Energy rating

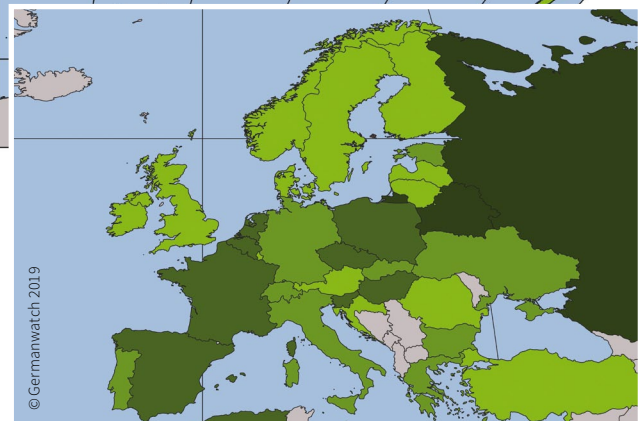
The table provides detailed information on the performance of G20 countries in the four indicators defining the Renewable Energy category. No country is rated *very high* for all indicators defining the Renewable Energy category. Since the energy sector contributes greatly to a country's CO₂ emissions, the results of the Renewable Energy rating indicate that there is much room for improvement in mitigating emissions by means of accelerated deployment of renewable energy.

G20 performance:




- Ten of the G20 countries are rated *low* or *very low* for their performance in the Renewable Energy category. For those countries, current shares of renewable energy are rated comparatively *low* for their well-below-2°C compatibility; and their unambitious 2030 renewable energy targets are falling short of putting the G20 on a well-below-2°C compatible pathway.
- Brazil and the United Kingdom are the only two G20 countries rated *high* for their performance in the Renewable Energy category. While Brazil's performance is based on the *very high* share of renewables in the energy mix, the United Kingdom receives a *very high* rating for the positive trend in renewable development between 2012 and 2017.

EU performance:

- As last year, the EU ranks among *medium* performers and is rated *medium* for all indicators defining the Renewable Energy category.
- Of the 17 countries rated *high* for their performance in the Renewable Energy category in this year's index, 12 are EU countries. The Netherlands and Poland are the worst performing EU countries, rated *low* or *very low* for all indicators defining the category.



Top three performers:

-  **Latvia's** current comparatively *high* share of renewable energy is rated *high* for its well-below-2°C compatibility.
-  **Sweden** builds on a *very high* share of renewable energy, and is also among the countries rated *high* regarding well-below-2°C compatibility.
-  **Denmark** is rated *high* for the well-below-2°C compatibility of its current share of renewable energy and receives a *high* rating for its 2030 target.

Bottom three performers:

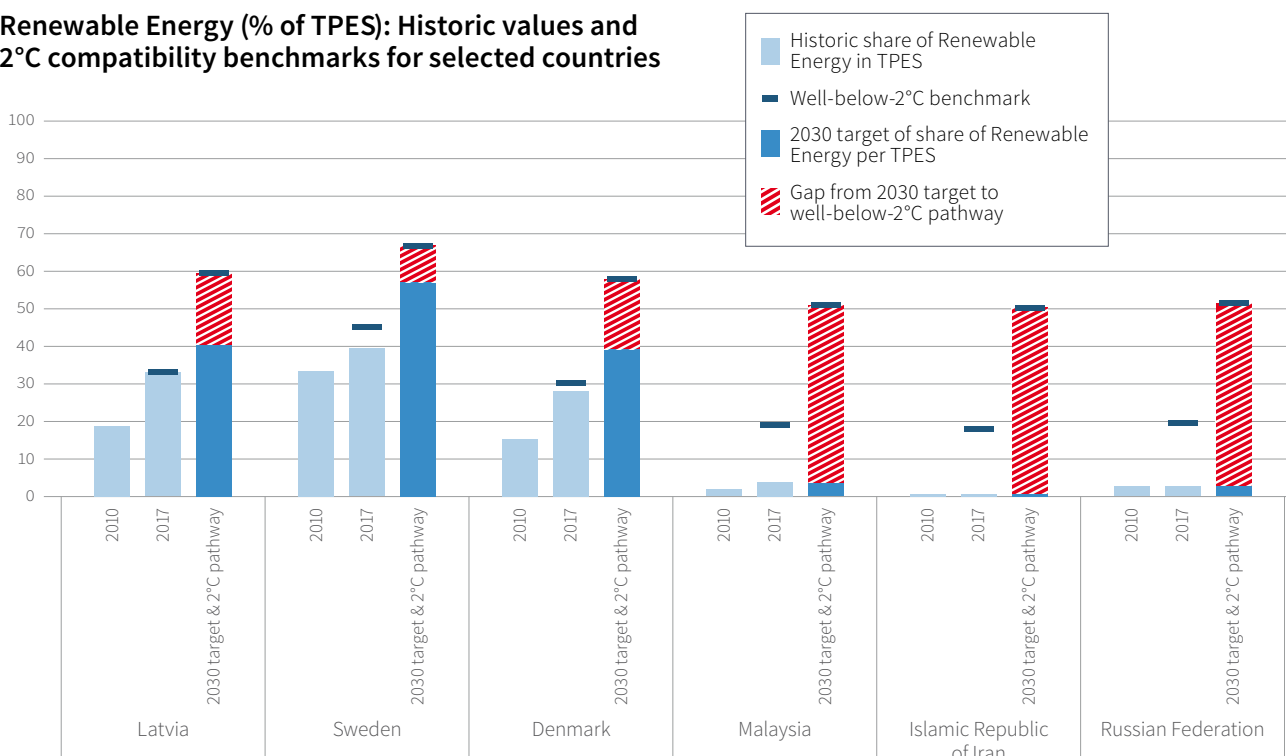
-  **Malaysia** fails to make any improvements in the Renewable Energy category, which would be needed to put the country on a well-below-2°C compatible pathway.
-  The **Islamic Republic of Iran** is rated *very low* in all indicators in the category.
-  The **Russian Federation** is the worst performing country in the category. Not only do data for the period 2012–2017 show a declining development in the share of renewable energy, but also the country's lack of ambition in the 2030 target is rated *very low*.

For the top and bottom three performers, the graph on the right indicates how renewable energy developed between 2010 and 2017, and visualises the well-below-2°C compatibility of both a country's current share and its 2030 renewable energy target.

Renewable Energy (RE) – Rating table for G20 countries*							
Rank	Country	Score**	Overall Ranking	Share of RE in Energy Use (TPES)*** - current level (incl. hydro)	Share of RE in Energy Use (TPES) - current trend (excl. hydro)	Share of RE in Energy Use (TPES) (excl. hydro) - compared to a well-below-2°C pathway	RE 2030 Target (incl. hydro) - compared to a well-below-2°C pathway
12.	Brazil	54.8	High	Very high	Low	High	Medium
13.	Turkey	47.5	High	Medium	Very high	Medium	Low
16.	United Kingdom	45.3	High	Low	Very high	High	Very Low
22.	Germany	40.4	Medium	Medium	High	High	Low
25.	China	38.7	Medium	Low	Very high	Low	Very Low
26.	India	37.3	Medium	Medium	Medium	Low	High
27.	European Union (28)	37.2	Medium	Medium	Medium	Medium	Medium
29.	Italy	36.0	Medium	Medium	Low	High	Medium
32.	Korea	33.0	Medium	Very Low	Very high	Very Low	Very Low
34.	Indonesia	31.8	Medium	Medium	Medium	Low	Low
41.	France	28.5	Low	Low	High	Low	Low
44.	Saudi Arabia	27.0	Low	Very Low	Very high	Very Low	Very Low
45.	Japan	25.7	Low	Low	High	Low	Low
50.	Australia	23.0	Low	Low	High	Low	Very Low
51.	Mexico	21.8	Low	Low	Medium	Very Low	Low
52.	Argentina	19.2	Low	Medium	Low	Low	Very Low
53.	South Africa	19.1	Low	Very Low	Medium	Very Low	Low
54.	Canada	17.8	Very Low	High	Low	Very Low	Very Low
55.	United States	16.6	Very Low	Low	Medium	Low	Very Low
61.	Russian Federation	3.9	Very Low	Very Low	Very Low	Very Low	Very Low

© Germanwatch 2019

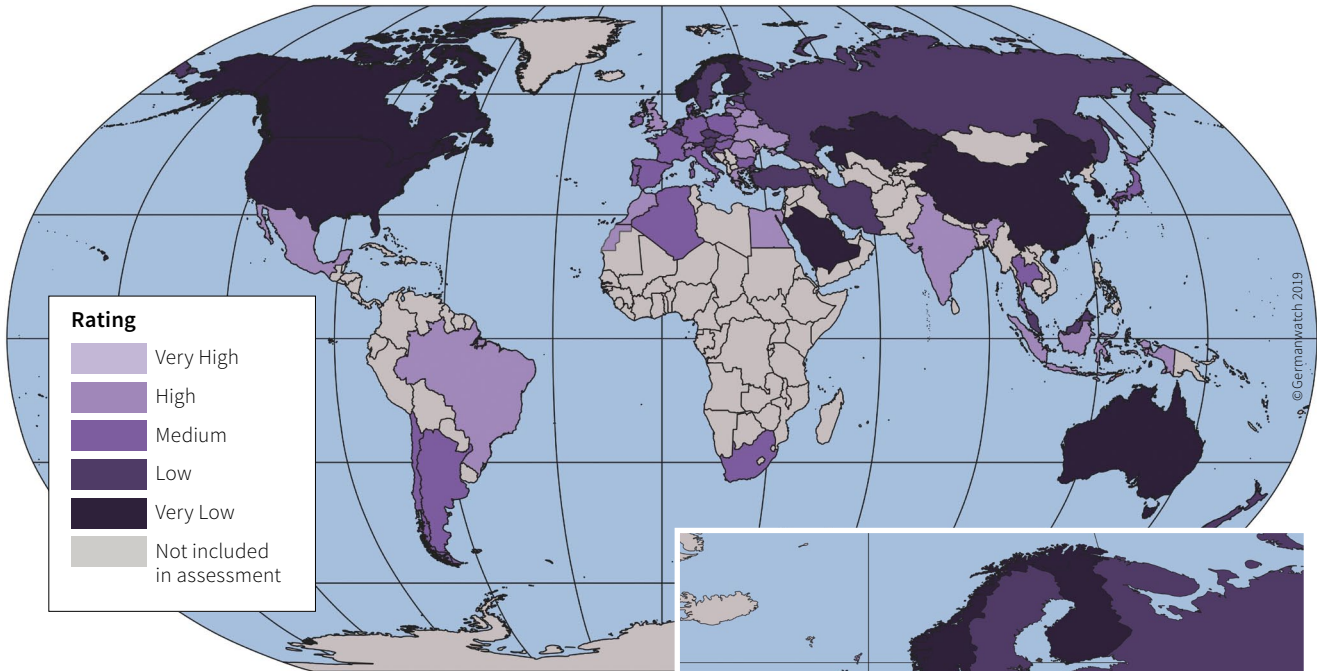
Renewable Energy (% of TPES): Historic values and 2°C compatibility benchmarks for selected countries



* The ratings and graphs for all 57 countries and the EU can be found here: www.climate-change-performance-index.org ** unweighted and rounded *** Total Primary Energy Supply



3.3 Category Results – Energy Use*



Key developments: Improvements in energy efficiency crucial for achieving Paris goals

According to the latest IEA Energy Efficiency Report, the year 2018 marked a historic slowdown in energy efficiency improvements. Factors for the slowdown are a combination of social and economic trends as well as specific factors such as extreme weather. While cost-effective technologies are already available, current policy measures and investments are failing to keep pace with rising energy demands.²⁹

Key results: Energy Use rating

The table provides detailed information on the performance of G20 countries in the four indicators defining the Energy Use category. No country is rated *very high* for all indicators defining the Energy Use category. Therefore, the first three ranks of the Energy Use ranking remain empty.

G20 performance:

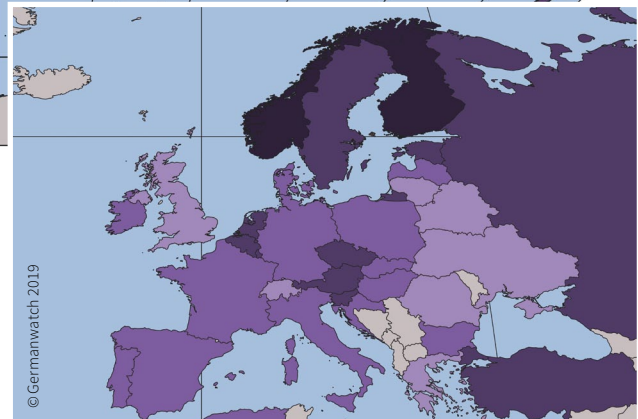
- ➔ Five countries out of the G20 are rated *high* for their performance in the Energy Use category. Mexico and India are among the few countries in this year's CCPI that are rated *very high* for the well-below-2°C compatibility of their 2030 energy use target.
- ➔ Six out of the ten *very low* performers in the Energy Use rating are G20 countries.

EU performance:

- ➔ As last year, the EU is rated *medium* for its performance in the Energy Use category.
- ➔ Five EU countries rank *high* in the Energy Use rating.

Top three performers:**

Between 2012 and 2017, **Malta** had the largest reductions in per capita energy use of the countries assessed in this year's CCPI. The country's current per capita energy use and 2030 energy use target are rated *high* for their well-below-2°C compatibility.



While rated *low* for the past trend in energy use per capita level, **Morocco's** comparatively *low* level of energy use per capita is rated *very high* for its well-below-2°C compatibility.

Mexico still has a comparatively *low* level of energy use per capita, which is rated *high* for its well-below-2°C compatibility.

Bottom three performers:

Saudi Arabia, despite minor improvements in the past trend of per capita energy use, is rated *very low* for its performance in the Energy Use category.

Canada is among the countries with the highest level of per capita energy use and fails to make any improvements in the Energy Use category.

The **Republic of Korea's** current per capita energy use and the country's 2030 target are rated *very low* for their well-below-2°C compatibility, making it the worst performing country in this year's Energy Use rating.

For the top and bottom three performers, the graph on the right indicates how energy use per capita developed between 1990 and 2017, and visualises the well-below-2°C compatibility of both a country's current energy use per capita level and its 2030 energy use target.

* Increases in energy efficiency in its strict sense are complex to measure and would require a sector-by-sector approach. As currently there are no comparable data sources across all countries available, the CCPI evaluates the per capita energy use of a country to measure improvements in this category.

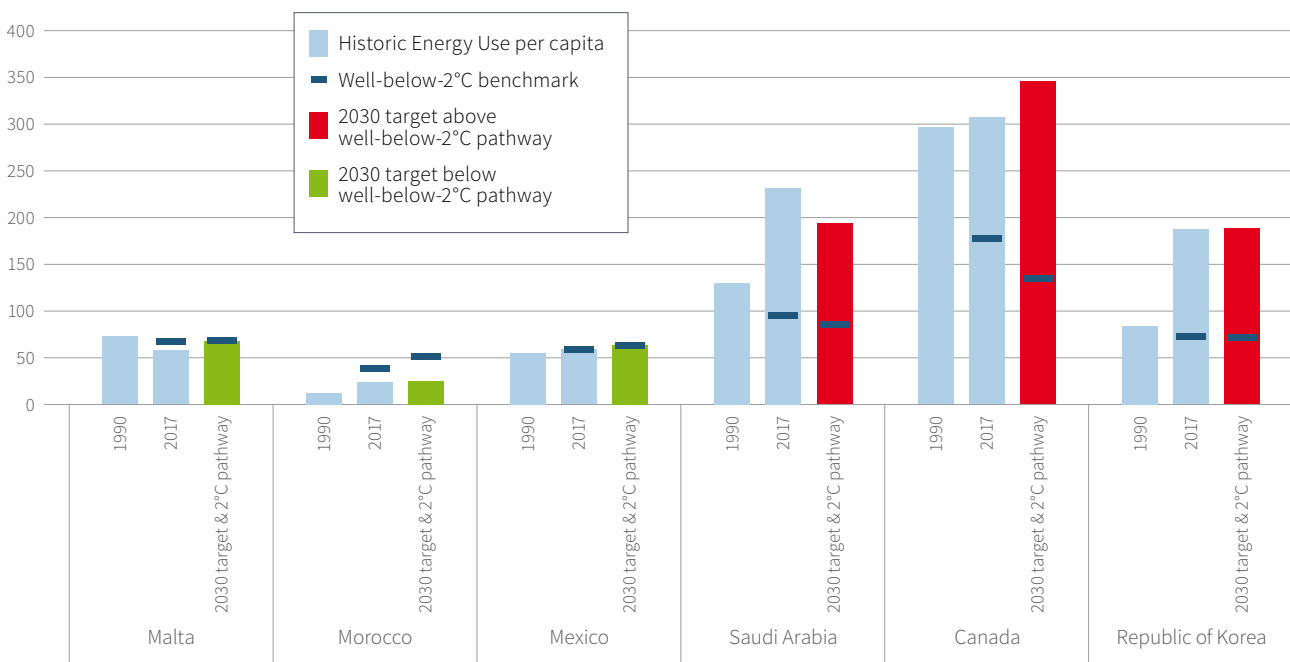
** As the high position of the Ukraine in the Energy Use rating is highly influenced by the effects of the ongoing conflict in the Donbas region rather, the country is not listed under top three performers here. Please refer to the country text for Ukraine on p. 19.



Energy Use – Rating table for G20 countries*							
Rank	Country	Score**	Overall Rating	Energy Use (TPES)*** per Capita - current level	Energy Use (TPES) per Capita - current trend	Energy Use (TPES) per Capita - compared to a well-below-2°C pathway	Energy Use 2030 Target - compared to a well-below-2°C pathway
7.	Mexico	79.3	High	High	High	High	Very high
9.	India	75.5	High	Very high	Very Low	Very high	Very high
13.	Brazil	69.6	High	High	Medium	High	High
15.	United Kingdom	68.1	High	Medium	High	High	Low
17.	Indonesia	65.4	High	Very high	Very Low	High	High
18.	South Africa	63.3	Medium	Medium	High	Medium	Medium
21.	Argentina	60.3	Medium	High	Low	Low	Medium
24.	European Union (28)	58.0	Medium	Low	Medium	Low	Medium
25.	Italy	57.8	Medium	Medium	Medium	Low	Low
29.	Germany	55.5	Medium	Low	Medium	Low	Low
31.	Japan	55.3	Medium	Low	High	Low	Low
32.	France	54.8	Medium	Low	High	Low	Low
44.	Russian Federation	49.9	Low	Very Low	Medium	Low	Medium
47.	Turkey	48.0	Low	High	Very Low	Low	Low
52.	Australia	39.8	Very Low	Very Low	High	Very Low	Very Low
53.	China	38.6	Very Low	Medium	Low	Very Low	Very Low
58.	United States	25.1	Very Low	Very Low	Medium	Low	Very Low
59.	Saudi Arabia	17.9	Very Low	Very Low	Medium	Very Low	Very Low
60.	Canada	16.3	Very Low	Very Low	Low	Very Low	Very Low
61.	Korea	14.4	Very Low	Very Low	Low	Very Low	Very Low

© Germanwatch 2019

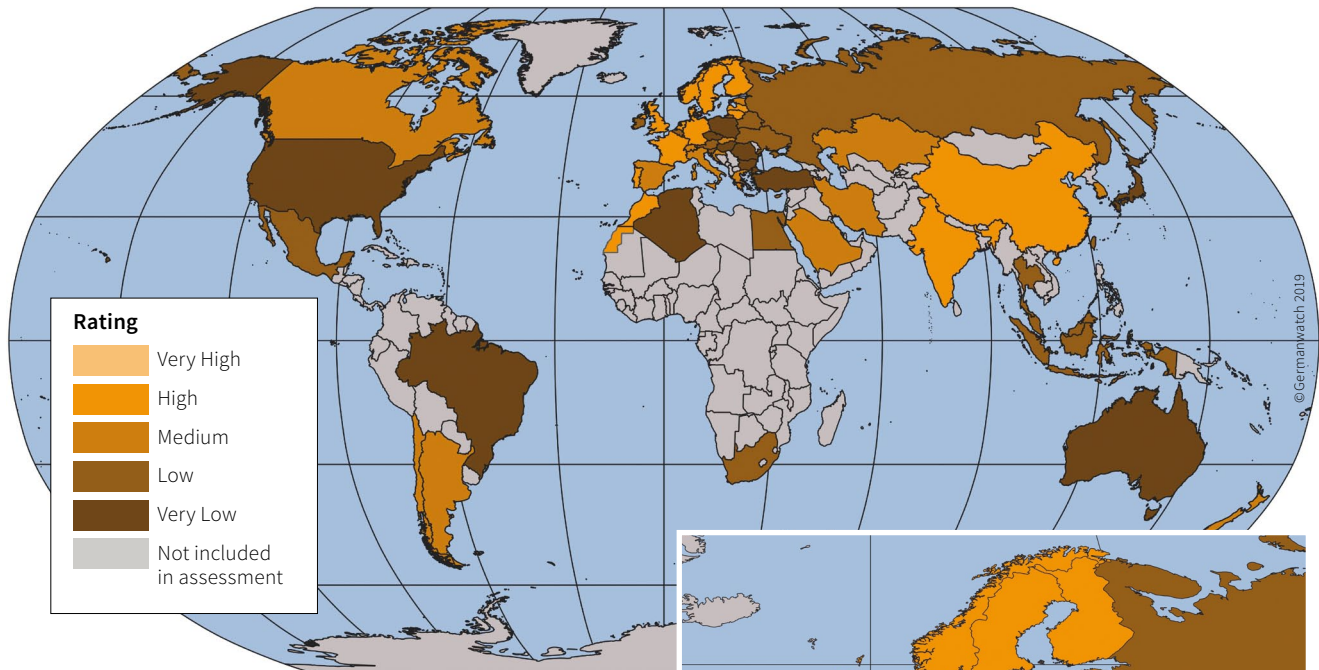
Energy Use (TPES in GJ per capita): historic values, targets and 2°C compatible benchmarks for selected countries



* The ratings and graphs for all 57 countries and the EU can be found here: www.climate-change-performance-index.org ** unweighted and rounded *** Total Primary Energy Supply



3.4 Category Results – Climate Policy



Key developments: Political momentum grows but ambition and implementation still fall short

Increasing public awareness, harnessed by a growing global climate movement, is putting pressure on governments to make climate policy a priority. The run-up and outcomes of elections in several countries this year underlined that climate is an increasingly important issue for voters. Yet, the ambition put forward by countries at international level as well as their national-level implementation of policies are not sufficient. The year 2020 is the first opportunity for Nationally Determined Contribution (NDC) enhancements and an opportunity to seize increased political momentum to commit to a net-zero emission future and to develop cross-sectoral strategies for national implementation.

Key results: Climate Policy rating

The table on the right provides detailed information on the performance of all 57 countries and the EU in the two indicators defining the Climate Policy category.

→ While a few countries have a *very high* rating for their international climate policy performance, no country reaches an overall *very high* rating for the Climate Policy category.

G20 performance:

→ Nine G20 countries are rated *low* or *very low* for their performance in the Climate Policy category. South Africa and Mexico fall back to the group of *low* performers.

→ Six G20 countries rank under *high* performers in this year's Climate Policy rating with India and Germany moving up from the *medium* performers.

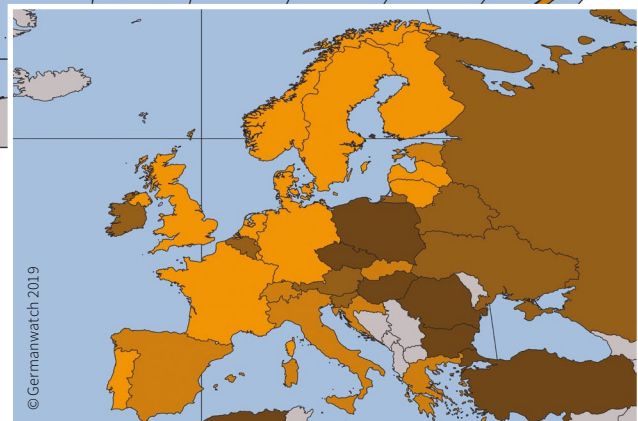
EU performance:

→ The EU falls back by ten ranks in the Climate Policy rating but in this year's index it still remains among *high* performing countries.

→ Eleven EU countries rank under *high* performers in this year's Climate Policy rating. Poland and Bulgaria are the worst performing EU countries, both with an overall *very low* rating.

Top three performers:

Portugal is among the few countries rated *very high* for its international climate policy performance as experts observe the



country taking ambitious positions in negotiations. At the EU level, Portugal calls for a net-zero emission target by 2050 and a 55% emission reduction by 2030.³⁰

Finland moves up 12 ranks in this year's Climate Policy rating. Experts commend the newly elected government for setting the target to make Finland carbon neutral by 2035.³¹ Further, the Parliament approved the ban for burning coal by 2029 onwards earlier this year.³²

Morocco continues to rank *high* for its Climate Policy performance, largely based on ambitious 2030 targets making the country a frontrunner in this regard. Experts however caution that implementation requires continuous coordinated effort.

Bottom three performers:

As **Turkey** has still not submitted its NDC, has no 2050 low-emission strategy, and has not yet ratified the Paris Agreement, the country continues to receive an overall *very low* rating in the category.

Under the Trump Administration, the **United States** fails on climate action, with a major roll-back of national policies and becomes a disruptive force at all levels of international climate policy. Despite positive signals at state level, the US remains at the bottom of *very low* performers.

Australia receives the lowest rating in this year's Climate Policy rating as experts observe that the newly elected government has continued to worsen performance at both national and international levels.



Climate Policy – Rating table for all countries					
Rank	Country	Score*	Overall Rating	National Climate Policy Performance	International Climate Policy Performance
4.	Portugal	98.7	High	High	Very high
5.	Finland	93.0	High	High	Very high
6.	Morocco	88.0	High	High	High
7.	Sweden	87.2	High	High	Very high
8.	Lithuania	86.8	High	High	High
9.	Denmark	83.3	High	High	High
10.	China	81.0	High	High	Medium
11.	France	80.4	High	High	High
12.	United Kingdom	79.9	High	High	High
13.	Latvia	79.7	High	High	High
14.	Norway	79.7	High	Medium	Very high
15.	India	73.6	High	High	Medium
16.	Netherlands	73.6	High	High	High
17.	Germany	67.5	High	Medium	High
18.	Luxembourg	66.6	High	Low	High
19.	European Union (28)	65.2	High	Medium	High
20.	Croatia	62.1	Medium	Medium	Medium
21.	Canada	58.6	Medium	Low	High
22.	Italy	57.7	Medium	Medium	Medium
23.	Switzerland	57.5	Medium	Medium	Medium
24.	Argentina	56.4	Medium	Low	Medium
25.	Islamic Republic of Iran	55.3	Medium	Medium	Low
26.	Greece	55.3	Medium	Medium	Low
27.	Chile	55.3	Medium	Low	Medium
28.	Slovak Republic	54.3	Medium	Low	Medium
29.	Korea	54.0	Medium	Medium	Low
30.	New Zealand	53.3	Medium	Medium	Low
31.	Spain	52.9	Medium	Low	High
32.	Cyprus	50.2	Medium	Low	Medium
32.	Kazakhstan	50.2	Medium	Low	Medium
34.	Saudi Arabia	46.9	Medium	Medium	Low
35.	Estonia	46.1	Medium	Medium	Low
36.	Belarus	45.5	Low	Medium	Low
37.	Egypt	42.8	Low	Low	Low
38.	South Africa	42.7	Low	Very Low	Medium
39.	Belgium	41.6	Low	Low	Low
40.	Chinese Taipei	41.1	Low	Low	Medium
41.	Indonesia	38.8	Low	Very Low	Medium
42.	Thailand	38.2	Low	Low	Low
43.	Malaysia	37.6	Low	Low	Very Low
44.	Mexico	37.4	Low	Low	Low
45.	Slovenia	36.6	Low	Low	Low
46.	Austria	35.8	Low	Very Low	Low
47.	Ireland	35.1	Low	Very Low	Low
48.	Russian Federation	34.0	Low	Very Low	Low
49.	Ukraine	30.6	Low	Very Low	Low
50.	Brazil	29.3	Very Low	Low	Very Low
51.	Malta	26.9	Very Low	Very Low	Low
52.	Czech Republic	26.6	Very Low	Low	Very Low
53.	Hungary	25.8	Very Low	Very Low	Low
54.	Romania	25.4	Very Low	Very Low	Very Low
55.	Poland	25.2	Very Low	Very Low	Very Low
56.	Japan	21.2	Very Low	Very Low	Very Low
57.	Algeria	11.9	Very Low	Very Low	Very Low
57.	Bulgaria	11.9	Very Low	Very Low	Very Low
59.	Turkey	4.8	Very Low	Very Low	Very Low
60.	United States	2.8	Very Low	Very Low	Very Low
61.	Australia	0.0	Very Low	Very Low	Very Low

* unweighted and rounded

4. Key Country Results

The following overview provides a brief summary on the performance of 28 selected countries and the EU. The coloured boxes indicate a country's rank in this year's CCPI, while the grey boxes refer to its rank last year. Please note that Chile is added to the list of countries evaluated in the CCPI 2020 edition. When directly comparing the ranks between the CCPI 2019 and 2020 editions, please note that ranks from last year are unadjusted throughout the publication.



Sweden

4

4



As in the previous two years, Sweden is ranked 4th and remains the frontrunner within the group of *high*-performing countries. It receives *high* ratings in the categories GHG Emissions, Renewable Energy and Climate Policy. In the Energy Use category, Sweden performs *low*, reflecting the *high* level of energy use per capita and the lack of a well-below-2°C compatible 2030 target. National experts criticise Sweden's lack of an energy use target and only weak incentives for energy efficiency that have limited impact. Overall, they commend the country's strong climate policy framework, including the 2045 net-zero emission target (previously set for 2050), the world's highest carbon tax and the 100% renewable energy target by 2040. However, they caution that even the comparably high ambition of Sweden is not enough to achieve the Paris Agreement goal. Experts highlight that in order to put the country on a well-below-2°C pathway, Sweden's emissions would need to reach net zero by 2030 and require a decrease in consumption-based emissions. As the country is a strong advocator of ambitious climate action at EU level and one of the strongest financial contributors to the Green Climate Fund, Sweden's international climate policy performance is still rated *very high* by national experts.



Denmark

5

15



Ranked 5th in this year's CCPI, Denmark improves its ranking by ten places, remaining amongst the *high*-performing countries. The country has shown slight improvements in the GHG Emissions and Renewable Energy categories, which are rated *high*, as well as in the Energy Use category where the country receives a *medium* rating. The biggest improvement however lies in the *high* rating national experts gave in the Climate Policy category, where Denmark was able to move up 24 ranks and is now ranked 9th. Comments made by the experts reflect the newly elected government (since June 2019) as the main driver of recent positive developments in Denmark's climate policy, especially mentioning the new climate law, which includes a 70% emission reduction target by 2030 (compared to 1990 levels), expected to be finalised by the end of the year. The official coal phase-out target by 2030 and positive trends in the non-energy sector further lead to the overall *high* rating for national climate policy.



Morocco

6

5



In a very similar picture to last year, Morocco falls one place and now ranks 6th within the group of *high*-performing countries. The country ranks among the top ten in the categories GHG Emissions, Energy Use and Climate Policy that are all rated comparatively *high*. In contrast, the country is in the group of *medium*-performing countries regarding Renewable Energy. However, experts point to Morocco's high ambition with the 42% 2020 target and the 52% 2030 target in the electricity sector. Further factors prompting the experts' *high* ratings are the ambitious emissions reduction targets for 2030, currently extended to 2050, and the successful phase-out of fossil fuel subsidies (partly) in 2015. On the other hand, national experts are concerned by a lack of consultation with local communities in large-scale, centralised, government-led renewable energy projects, and furthermore criticise less effective climate policy in fields other than energy supply. Morocco's active role in advocating for least developed countries in international negotiations was rewarded with a *high* expert rating for its international climate policy performance.



United Kingdom

7

8



Ranked 7th, the United Kingdom remains in the top ten of this year's CCPI. The country receives *high* ratings in all categories. Notably, the UK is showing positive trends in the categories GHG Emissions and Energy Use, and a very positive trend in the Renewable Energy category. Experts note that in 2019, for the first time renewable energy provided more electricity to UK homes and businesses than fossil fuels. However, data show that the overall share of renewable energy at 10% in all energy sectors in the UK is still rated *low*. Furthermore, whereas the 2030 emission reduction target is rated *high*, targets in the areas of renewable energy and energy use are still insufficient and are therefore rated *low* or *very low* for their well-below-2°C compatibility. National experts rated the UK's national climate policy *high*, especially referring to the June 2019 announcement of net carbon neutrality by 2050 and to the ban of coal power by 2025. Further, they acknowledge the government's announcement of a new cabinet committee on climate change to drive action to cut emissions. However, experts observe a persistent discrepancy between targets and their implementation as the country is currently off track to achieve its medium term carbon budgets. Therefore, they highlight the need for the rapid implementation of new strategies and mechanisms to put the country on track for reaching its net zero goal. They also remark that several positive climate regulations, especially in the field of energy use, are at risk with a no-deal Brexit scenario.



India

9

11



India, for the first, time ranks among the top ten in this year's CCPI. The current levels of per capita emissions and energy use are still comparatively *low* and, along with ambitious 2030 targets, result in *high* ratings for the GHG Emissions and Energy

Use categories. While the country receives an overall *medium* rating in the Renewable Energy category, India's 2030 renewable energy target is rated *very high* for its well-below-2°C compatibility. National experts commend the government for strong policies to support the expansion of renewable energy, which is needed to meet the ambitious targets as recent renewable energy capacity additions are below the level required. Despite an overall *high* rating for its Climate Policy performance, experts point out that the government has yet to develop a roadmap for the phase-out of fossil fuel subsidies that would consequently reduce the country's high dependence on coal.

Norway

12 12 

Ranked 12th in this year's CCPI, Norway remains in the group of *high*-performing countries. The country receives *high* ratings in all categories except for Energy Use, where Norway is among the bottom five, receiving a *very low* rating. However, in the GHG Emissions category Norway profits mainly from decreasing emissions in the land use, land-use change, and forestry (LULUCF) sector. The emissions without LULUCF have increased since 1990 and national experts criticise the Government for too little action in the other sectors. Notably, the national experts' assessment reveals a mixed picture of Norway's climate policy, with a *very high* rating on international level and a *medium* rating for its national climate policy performance. Internationally, experts commend its constructive role and negotiating leadership at the UNFCCC. While Norway has improved its international climate finance reporting methodology and announced additional funding in 2019 e.g. for the Green Climate Fund, experts point out that pledges do not yet reflect a fair share of the Paris agreement. At national level, experts acknowledge Norway's carbon tax (which is among the highest in the world), its ambitious long-term goal to become a carbon-neutral society and the early achievement of the renewable energy target of 67.7% by 2020. However, they criticise the lack of clarity on how much of the target on emission neutrality by 2030 will be achieved by domestic action and highlight that a renewable energy target for 2030 or beyond is not in place. Most of all, experts criticise the lack of an exit strategy for the exploration of oil and gas. They note with concern that Norway is planning for a new peak in domestic production in 2023 and the majority state-owned energy company Equinor is pursuing a series of highly controversial projects around the world, including in the Great Australian Bight.

Ukraine

17 18 

Ukraine ranks 17th in this year's CCPI. The political and economic crisis of previous years continues to affect the GHG Emissions and Energy Use indicators, leading to a *high* rating in these two categories and an overall *high* rating in the index. Experts stress that, rather than being a result of effective climate policy, reductions in per capita GHG emissions and energy use in the period 2012–2017 are due to the disruption caused by the ongoing conflict in the Donbas region of the coal sector and energy-intensive industries. The lack of an ambitious climate policy is also reflected in a *very low* rating for the country's national climate policy performance. National experts criticise the lack

of a coal phase-out plan and the government's unambitious targets. Hence the country's 2030 GHG emission reduction and renewable energy targets are rated *low* for their well-below-2°C compatibility. Further, experts highlight that the 2050 Low Emission Development Strategy, adopted in 2018, does not foresee absolute GHG emission reductions from today's level. Emission scenarios by 2050 allow the country to exceed the current level of emissions by up to 70% or, even under the "greenest" scenario, to allow keeping emissions at the current level, which is not compatible with the Paris Agreement. Following the presidential elections in spring 2019, experts acknowledge some initial positive signals in the reorganization of central authorities, in particular the newly created Ministry of Energy and Environmental Protection; this holds the potential to push climate policy higher up the political agenda and to put the country on a well-below-2°C pathway.

France

18 21 

Slightly improving from rank 21 to 18, France remains in the group of *medium* performers in the CCPI 2020. The country receives a *medium* rating in the GHG Emissions category and a *low* rating in the Renewable Energy category, reflecting the *low*-rated current share of renewable energy. National experts highlight that it is highly unlikely for France to meet its 2020 renewable energy target and they criticise the lack of a target for beyond 2030. Giving a *high* rating for its national climate policy performance, national experts commend France's energy efficiency target to reduce final energy consumption by 50% between 2012 and 2050 as one of the most ambitious energy efficiency targets worldwide. They acknowledge the ambition of carbon neutrality by 2050 and the launch of a low-carbon label in the forestry and agriculture sector. However, experts criticise a lack of implementation and further ambition for greening the country's electricity mix and raise concerns about social conflicts (notably the "yellow vest" movement) that are leading to a stagnation in national climate policy progress. At EU as well as international level experts observe that France regularly takes leadership positions for more ambitious climate action, for example, by initiating the One Planet Summit and the One Planet Lab. Therefore, experts also give a *high* rating for international climate policy performance.

Brasil

21 22 

With a *medium* overall rating, Brazil ranks 21nd in this year's CCPI. It rated *medium* in the GHG Emissions category, and received a *high* rating in the categories Renewable Energy and Energy Use. Brazil has a comparatively high share of renewables; however, experts note a lack of planning to expand these technologies, resulting in increasing use of coal in Brazil's energy supply. Furthermore, the experts point to the lack of policies for long-term emissions reduction as well as for phasing out fossil fuel subsidies. Experts are concerned about deforestation rates, the highest in the last decade, and extensive forest fires in the Amazon, while the government under president Bolsonaro cut the environment agency's budget for fire prevention and rejected financial emergency assistance offered by G7 countries. The resulting emissions are not yet reflected in the CCPI and

might lead to a worsened ranking for Brazil next year. Alarmed by the inadequacy of national climate policies, experts give a *low* rating for the national climate policy performance and a *very low* rating for the international climate policy performance, where Brazil ranks among the bottom ten.



EU

22

16



The European Union (EU) – the only supranational entity evaluated in the index – is ranked 22nd in this year's CCPI and slips back into the group of *medium*-performing countries. As a whole, the EU accounts for about 9% of global GHG emissions. The EU receives *medium* ratings in the categories GHG Emissions, Renewable Energy and Energy Use as it is currently not on track to meet its under-ambitious 2030 targets. The EU remains among *high*-performing countries in the Climate Policy category, but drops by ten ranks in the category as compared to last year's index. Experts note with concern that beyond 2020 the national renewable energy targets under EU law are no longer binding for Member States. On a positive note they acknowledge the initiative of the new president of the European Commission to call for an emission reduction target of -55% by 2030 compared to 1990. Experts emphasise the importance of the adoption of a long-term strategy for reaching climate neutrality by 2050 for putting the EU on track for a well-below-2°C compatible pathway. With the long-term strategy currently under discussion and due to be voted upon in mid-December 2019, a positive outcome could improve the EU's climate policy performance in next year's rating and could send an important signal at international level. Based on the EU's constructive performance in international forums, on strengthening environmental integrity and global climate justice, the EU is rated *high* for international climate policy performance. As the EU consists of 28 Member States, the ranking reflects also the accumulated different national performances.



Germany

23

27



Ranked 23rd, Germany has slightly improved its ranking in this year's CCPI. With a mixed performance throughout the categories, the country continues to receive an overall *medium* rating. GHG emissions and energy use per capita remain at comparatively high levels, not decreasing fast enough to put the country on a well-below-2°C pathway. Earlier in 2019, the government announced a coal phase-out by 2038, which however, is not yet ratified with corresponding legislation. As part of the 2019 climate action package, the German government announced a carbon pricing system, to be introduced in 2021, measures to improve public transport and a set of measures to increase the share of renewable energy. While experts acknowledge these positive signals in recent climate policy developments, they emphasise that targets and the proposed package of measures are not yet sufficient to put the country on track for a well-below-2°C pathway. They further note that newly proposed measures do not compensate recent back steps such as in the area of renewable energy expansion and in the on-shore wind sector in particular. Experts highlight that the annual monitoring, as provided in the climate action package, is crucial for continuous readjustments and could thereby enhance Germany's climate

policy performance in upcoming years. As of now, the national climate policy performance is rated *medium*. As the country is advocating for ambitious climate action at international level, it receives an overall *high* rating in the climate policy category.



Portugal

25

17



Ranking 25th in this year's CCPI, Portugal falls by eight ranks and slips into the group of *medium*-performers. The country's performance declined in almost all categories apart from Climate Policy, where the country continues to be rated *high*. In the GHG Emissions category, Portugal receives a *very low* rating, especially due to an increase in emissions in recent years (2012-2017). The end of the economic crisis is reflected in the increase of energy use and emissions and most notably the effects of climate change amplifying droughts are the main reason for the fall in the ranking. In 2017, the country was hit by severe forest fires and as a result of successive years of droughts hydropower plants are running out of water, leading to an increase in the utilisation of fossil fuel-fired plants. This is reflected in the *low* or even *very low* rating in the trend indicators in the categories Renewable Energy and Energy Use a rating. National experts criticise that despite the implementation of a carbon and fossil fuel tax in 2018, the government continued to provide €2.3 billion fiscal benefits for coal in 2018. However, national experts' evaluations also show positive developments in Portugal's national climate policy. They acknowledge the government's commitment to the carbon neutrality target by 2050, presented in December 2018 and formally approved in July 2019, and to a coal phase-out recently anticipated to 2023, which is to be achieved by means of 100% renewable energy in the mid-century. As in the past, regulations in energy use and non-energy sectors have not proven enough results, national experts are now welcoming new legislations in the forestry sector, emphasizing on the importance of this sector for the country. The outcome of those legislations is however yet to be seen. The overall ambitious and therefore *high*-rated national climate policy performance also translates to the international level. Experts commend Portugal for advocating for ambitious climate action, most recently in the context of increased ambition for 2030 and 2050 targets at EU level. For its international climate policy performance the country is therefore rated *very high*.



China

30

33



Ranked 30th in this year's CCPI, China remains among the *medium* rated countries and climbed up three ranks. The country is still rated *very low* in the category GHG Emissions compared to the other countries in terms of absolute reduction. National experts emphasize that China exerted huge efforts to cut fossil fuels and emissions in a coordinated way, however due to the turbulence of economy and trade still performed under expectation from the international community. Further, the national experts acknowledge that China put a lot of effort to over achieve its 2020 goals in the run up to national GHG emissions 2030 targets. However, more efforts are needed to be in line with a well below 2°C compatible pathway. As the country is on track to fulfil its targets and promises made in Paris, experts hope that China will increase its targets next year. While the

country could further increase its share of renewable energy in the energy mix over recent years, the rating in the Renewable Energy category remains *medium*. Despite a positive trend, current shares of renewable energy are rated *low* and national experts critically note the country's high dependency on coal. By implementing a pilot emission trading scheme, China is showing positive efforts in national climate policy, which leads to a *high* rating in the Climate Policy category.

Mexico

32 25 

By dropping from rank 25 to 32 in this year's CCPI, Mexico slips into the group of *low*-performing countries. The country is rated *low* in the GHG Emissions category, with the current trend of GHG per capita emissions being rated *very low*. Whereas the country performed *low* in the Renewable Energy category, its performance in the Energy Use category is rated *high*. Mexico receives *high* or *very high* ratings in all indicators of this category and ranks among the top ten countries within the category. In contrast, Mexico shows a significant decline in the rating of its climate policy both on national and international levels. Experts criticise the lack of ambition and implementation of Mexico's 2030 targets for emissions reduction, renewable energy and energy use. Furthermore, they observe that the new Mexican government is considerably less engaged in international negotiations. Experts note that the federal government is yet to present its Climate Change National Strategy, which, containing new targets and measures, might be a positive signal for more ambitious climate policy to put the country on a well-below-2°C pathway.

Spain

34 35 

Spain is ranked 34th in this year's CCPI, remaining in the group of *low* performers. The country slips from a *medium* to a *low* rating in the GHG Emissions and Renewable Energy categories. This is mainly due to a *very low* rating for the 2030 emissions target and a *very low* rating for the five-year trend (2012–2017) in the share of renewable energy. The trend in the Energy Use category shows a similar picture, indicating increases in per capita energy use. Overall Spain continues to rate *medium* in the Energy Use category. Compared to last year, Spain improved its ranking in the Climate Policy category, moving from *low* to *medium* performer. The improvement in the rating is mainly a result of a *high* evaluation for the international climate policy performance. Experts acknowledge that Spain joined a coalition of EU Member States calling for more ambitious climate targets at EU level. At national level however, experts continue to criticise an overall lack of ambition, with no fossil fuel phase-out strategy in place and insufficient national targets to put the country on track for a well-below-2°C compatible pathway. Altogether this leads to a *low* rating for the country's national climate policy performance. Recent policy developments, following the general election on 10 November 2019 as well as Spain's initiative to host COP25, are not reflected in the experts' climate policy evaluations. As the process to form a new government is still ongoing, it remains to be seen whether parties will be able to push climate action higher up the political agenda and improve the country's ranking in years to come.

South Africa

36 39 

Remaining in the list of *low*-performing countries, South Africa is ranked 36th in this year's CCPI. The country is rated *low* in the GHG Emissions category, showing a *low* performance in the current level of GHG per capita and in the GHG 2030 target compared to a well-below-2°C pathway. National experts commented on the Integrated Resource Plan as the official long-term (2030) electricity generation policy, criticising its minimal call for coal phase-out while specifying coal new-builds. They further noted that the current draft of the low emission strategy lacks on how to reduce emissions. South Africa is also a *low* performer in the Renewable Energy category, with a *very low* rating for the current share of renewables. National experts observe that the main governmental support mechanism for renewable energy, the REIPPPP* has stalled. In contrast, positive developments can be seen in the Energy Use category, where the country achieved reductions in per capita energy use and receives an overall *medium* rating. Given its as yet too unambitious targets and insufficient measures to put the country on a well-below-2°C pathway, experts rated South Africa's national climate policy as *very low*. Combined with the *medium* rating for the country's international climate policy performance, this leads to an overall *low* rating in the Climate Policy category.

Indonesia

39 38 

Ranked 39th, Indonesia remains in the list of *low* performers in the CCPI 2020. Compared to the CCPI 2019, the country was unable to maintain its *medium* rating in the GHG Emissions category, and instead now receives a *low* rating. However, Indonesia was able to improve its performance in the Energy Use category from a *medium* rating last year to a *high* rating with the current level of per capita energy use being in line with a well-below-2°C pathway. The country is rated *medium* in Renewable Energy, with experts criticising a limited renewable energy support scheme in the electricity sector. Further, national experts highlight that the country's NDC targets for emissions reduction, renewable energy and energy use are not well integrated into national policies and therefore lack proper implementation. This results in a *very low* rating for the country's national climate policy performance. With a *medium* performance for its international climate policy, Indonesia receives an overall *low* rating in the Climate Policy category.

Ireland

41 48 

In this year's CCPI, Ireland climbs up to place 41st and thereby moves up from the group of *very low* to *low*-performers. There has been a slight improvement in the GHG Emissions category. Nevertheless, Ireland's GHG per capita emissions remain at a relatively high level, and significant challenges lie ahead in closing Ireland's emissions gap, meeting the (current) 2030 target and aligning Ireland's emissions trajectory with a net zero goal for 2050. Therefore, the country still ranks among the bottom ten performers in this indicator. Ireland was able to keep up the positive trend in increasing its share of renewable energy, which led to an overall *high* rating in the Renewable Energy category. Further, Ireland moves up in the Energy Use category, from *low*

* Renewable Energy Independent Power Procurement Programme

to *medium*-performers. However, national experts criticise the significant lack of progress in decarbonising key parts of the economy, mainly in agriculture, road transport and the residential sector, and highlight that renewable support schemes are insufficient and also slow to progress. At the international level, Ireland has in the past, called for less demanding targets due to claims regarding the economic importance of the agricultural sector. On a positive note, the government has indicated its support for an EU net zero target by 2050, and while at the time of writing (November 2019), the government had signalled support for a higher 2030 EU target, they had not explicitly committed to the higher 55% target. While the country is rated *low* for its international climate policy performance, national experts' evaluation leads to a *very low* rating for national performance. Experts acknowledge the new Climate Action Plan's governance proposals, including putting the 2050 target into law and introducing legally-binding five-year carbon budgets, as positive if enacted without delay. They highlight however, that the government must go much further in implementing policies across all sectors that drive sustained emissions reductions over the next decade. Near-term ambition needs to be ratcheted up quickly by specifying deep cuts in fossil fuel and reactive nitrogen usage to put Ireland on a net zero emissions pathway aligned with the Paris temperature goals.



Argentina

42

34



Argentina is ranked 42nd in this year's CCPI, remaining in the list of *low* performers. The country's GHG emissions are still at a comparably high level and rated *very low* for their well-below-2°C compatibility. Furthermore, the five-year trend (2012–2017) shows no significant achievement in reducing emissions. The country continues to receive a *low* rating in the Renewable Energy category and a *medium* rating in the Energy Use category. Experts note that the latest national data show a strong increase in renewable energy and therefore see the potential that Argentina will improve its rating in the category in the upcoming years. Whereas in last year's edition national experts gave a *high* rating for national climate policy performance, this year Argentina performs *low* in this indicator. National experts point to the lack of a long-term strategy for emissions reduction and weak forest and agricultural policies. With a *medium* performance at the international level, where Argentina had an active role in the G20 negotiations during its presidency in 2019, the country is rated with an overall *medium* performance in the Climate Policy category.



Turkey

48

50



Ranked 48th in this year's CCPI, Turkey remains in the list of *very low*-performing countries. The country continues to perform *low* in the GHG Emissions and Energy Use categories. The country still has a comparatively *high* rating in the Renewable Energy category, mainly due to rapid growth of renewables over the past years, but experts caution that this trend might not continue. They note that the future of the current renewable energy support system, expiring by the end of 2020, is still uncertain. As Turkey has still not submitted its NDC, not ratified the Paris Agreement, has yet to develop a 2050 low-emission strategy,

and has no coal phase-out policy, the country is rated *very low* for its Climate Policy performance.



Poland

50

41



With a *very low* overall rating, Poland ranks 50th and is the worst-performing EU country in this year's CCPI. Poland performs *low* in the categories GHG Emissions and Renewable Energy and is rated *medium* in the category Energy Use. For the Climate Policy category, the country is rated *very low*. National experts criticise the plans to open new mines of lignite and hard coal and note that the Polish Energy Plan by 2040 lacks any reference to emissions reductions. At EU level experts criticise Poland's opposition to adopting an emissions neutrality goal by 2050 and for hindering the EU climate package. On a positive note, experts observe first signals for a turning point in Polish climate policy. A rise in public awareness, decreasing costs of low-carbon technologies and constantly increasing regulatory pressure within the EU climate and energy framework mean that it is no longer possible for the government to maintain business-as-usual policy. Following the parliamentary elections in October 2019, the new government has established a climate ministry headed by COP24 president Michal Kurtyka. Along with the government's commitment to increase the role of renewable energy and a lively domestic debate about climate neutrality observed by experts, Poland could soon start catching up in terms of both ambition and implementation of climate protection measures. However, national experts expect that managing restructuring of the energy sector as well as transition in coal-dependent regional economies will likely remain a contentious issue.



Japan

51

49



Ranked 51st in this year's CCPI, Japan falls by two ranks and remains in the group of *very low* performers. Though Japan managed to reduce its relatively high level of per capita emissions and energy use over recent years, national experts caution that without strengthened policy frameworks, this trend is most unlikely to continue. The need for more ambitious policy is underlined by the *low* rating for well below 2°C compatibility of the country's 2030 targets for emissions reduction, renewables and energy use. Further, experts note that Japan's long-term strategy, aiming at 80% reductions by 2050, is too unambitious and lacks a concrete roadmap for implementation. Together with the notable lack of leadership in the context of this year's G20 presidency and the continued large provision of public finance for coal overseas, this results in a *very low* rating for the Climate Policy category.



Russian Federation

52

52



With an overall *very low* rating, Russia ranks 52 in this year's CCPI. Russia performs *low* in the categories GHG Emissions, Energy Use and Climate Policy and *very low* in the Renewable Energy category. The country's renewable energy target of 2.5% by 2024 and 4% by 2035 is by far too unambitious to be in line with a well-below-2°C compatible pathway. National experts criticise the lack of a 2050 low carbon strategy as well as the lack of policies to introduce a carbon price signal and no plan for phasing out fossil fuel subsidies with new coal terminals

currently under construction. Therefore, Russia is rated *very low* for its national climate policy performance. On the international level, Russia has shown positive progress by starting the process of ratifying the Paris Agreement, due by November/December 2019. However, experts observe a significant discrepancy between the positive wording and the weak implementation of Russia's overall *low*-rated climate policy.

Canada

55 54 

Canada ranks 55th in the CCPI 2020, with *very low* ratings in the categories GHG Emissions, Renewable Energy and Energy Use. In all three categories, the country is not on track for a well-below-2°C compatible pathway. While the country is rated *high* for its proactive role at international level, experts continue to observe a discrepancy between international climate leadership and national implementation. Rated *medium* for national climate policy, experts acknowledge efforts by the Liberal government over the past years and especially its ambitious implementation of a pan-Canadian price on carbon in 2019. However, they note that the pushback received from some subnational governments once more highlights the difficulty of implementing climate policies across jurisdictional levels. Climate played a major role in the run-up to the federal election at the end of October 2019. Now it remains to be seen whether the newly elected minority government can build upon progress made so far, enhance ambition and put the country on a well-below-2°C pathway.

Australia

56 55 

Ranked 56th in this year's CCPI, Australia with an overall *very low* rating remains under the bottom five performers. The country continues to receive *very low* ratings in the Energy Use category and ranks at the bottom of *low* performers in both the GHG Emissions and Renewable Energy categories. National experts observe a lack of progress in these areas with the government failing to clarify how it will meet the country's insufficient 2030 emission reduction target and inaction in developing a long-term mitigation strategy. While the government is not proposing any further targets for renewable energy beyond 2020, it continues to promote the expansion of fossil fuels and in April 2019 approved the opening of the highly controversial Adani coalmine. Experts note that the new government is an increasingly regressive force in negotiations and has been criticised for its lack of ambition by several Pacific Island nations in the context of this year's Pacific Island Forum. The dismissal of recent IPCC reports, the government not attending the UN Climate Action Summit in September, and the withdrawal from funding the Green Climate Fund (GCF) underpin the overall *very low* performance in the Climate Policy category.

Republic of Korea

58 57 

With its overall *very low* performance, the Republic of Korea shows a very similar picture to last year's edition of the CCPI. The country thus failed to achieve any improvement in the indicators of the *very low*-rated GHG Emissions and Energy Use categories. This reflects high current levels of per capita GHG emissions and per capita energy use, with increasing trends

over recent years as well as insufficient 2030 targets in both categories. National experts highlight that the country will not meet its 2020 emission reduction target and that amendments of that target and the energy use target will most likely still be too unambitious to put the country on a well-below-2°C pathway. In the Renewable Energy category, the Republic of Korea continues to receive a *very high* rating for its renewable energy growth rate. However, as the current share of renewable energy in the energy mix remains at a *very low* level, the country is still among *medium*-performing countries in the Renewable Energy category. Acknowledging the government's 'Third Energy Master Plan (2019–2040)', which aims to raise the share of renewables to 35% by 2040 and includes plans to significantly cut back coal power, national experts give an overall *medium* rating for the country's performance in the Climate Policy category.

Saudi Arabia

60 60 

For the first time in the CCPI, Saudi Arabia is not the worst performing country. However, ranked 60 out of 61 countries included in this year's index, Saudi Arabia remains at the bottom of *very low*-performers. In the three categories GHG Emissions, Renewable Energy and Energy Use, Saudi Arabia is rated *very low*, both for the current level and for the well-below-2°C compatibility of national 2030 targets. A positive trend, however, can be seen in the development of renewable energy over recent years. In this regard, experts commend big national projects for non-carbon-based energy. However, given the lack of clear strategies and targets for emissions reduction, national experts gave an overall *medium* rating for the national climate policy performance. At the international level, the country's performance is rated *low*.

United States

61 59 

For the first time, the United States of America is ranked at the very bottom of the CCPI. The country receives *very low* ratings throughout all categories without exception. Experts' comments show a highly problematic picture of US climate policy in all areas. On the national level, there is neither a target nor a policy for reducing the country's very high GHG emissions. Furthermore, the country has a very poor public transport system and its farm and forest policies are extremely destructive and thus not sustainable. National experts emphasise that the national climate policy has worsened under President Donald Trump's administration and they highlight the importance of state-level measures. While renewable energy and energy use reduction targets are in place in some states, these vary greatly in terms of strength and implementation. At international level, the performance completes the picture on national level, with the US acting as a destructive player in international negotiations on all levels. The *very low* performance is further underpinned by the Trump administration officially having started the process of withdrawing from the Paris Agreement, due to be finalised on 4 November 2020.

→ More country texts can be found at:
www.climate-change-performance-index.org

5. Focus Country: Chile

Country profile

With its unusual long, narrow shape, extending about 4,300 km, and its location equidistant between the Pacific Ocean and the Andes Mountains, Chile is a land of extremes. The country is exposed to multiple climate risks such as extreme droughts and scarce water resources, wildfires, floods, storms, landslides and glacial retreat.³³ Chile has relatively low levels of poverty and, scores comparably high on the UNDP’s Human Development Index (0.843 compared to world average: 0.728).³⁴ However, wealth is unequally distributed, a majority of the population highly in debt, and many basic social systems are privatised including education, health, and access to water. Discontent with the situation came to head after metro fares were hiked in Santiago in October 2019 and protests spread to several cities as millions of Chileans demonstrated, mostly peacefully, against social inequality and public corruption. A nationwide plebiscite about a change to the current constitution, which dates back to the military dictatorship under General Pinochet, will take place in April 2020.

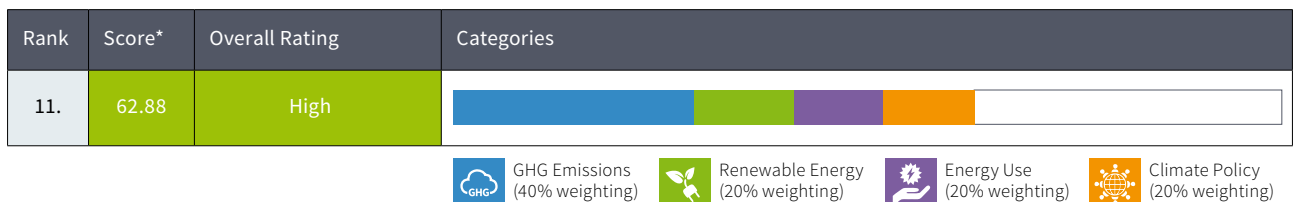
Key Indicators 2017	
Population [million]	18.50
GDP per capita (PPP ^a) [US\$]	20881.08
GHG ^b per capita (excl. LULUCF ^c) [t]	6.00
CO ₂ per GDP (PPP) [t/1000US\$]	0.32
TPES ^d per GDP (PPP) [MJ/US\$]	4.15
CO ₂ per TPES [t/TJ]	69.22
Share of Renewable Energy of TPES (incl. hydro)	27.87%

Sources: IEA (2019), PRIMAP (2019)

Global Climate Risk Index	
Rank for 2018	87 of 183 countries
20-year rank	93 of 181 countries

Source: Germanwatch (2019)

Overall results

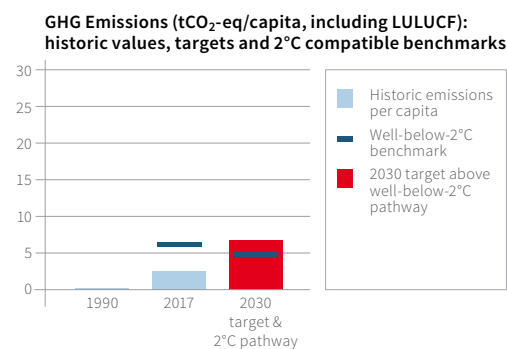


Chile is added to the CCPI for the first time this year and enters in at rank 11. Compared to other Latin American countries evaluated in the index (Argentina, Brazil and Mexico), Chile is the only country with an overall *high* performance. The performance of a country is measured relative to the other countries assessed in the CCPI.

GHG Emissions

Greenhouse Gas Emissions – Rating Table						
Rank	Score**	Overall Rating	GHG per Capita - current level (incl. LULUCF) ^a	GHG per Capita - current trend (excl. LULUCF)	GHG per Capita (incl. LULUCF) - compared to a well-below-2°C pathway	GHG 2030 target - compared to a well-below-2°C pathway
9.	72.6	High	Very high	Low	Very high	Medium

In the GHG Emissions category, Chile’s overall performance is rated *high*. Most notably, the current per capita GHG emission level of 2.5 tonnes including LULUCF is still well below the global average (6.1 tonnes per capita) and rated *very high* for its well-below-2°C compatibility. However, the per capita emissions excluding LULUCF are, at 6 tonnes, more than twice as *high*. So Chile has a long way to go to achieve carbon neutrality. The *low* rating of the five-year trend (2012–2017) shows that per capita emissions have increased about 2.6% over recent years. In June 2019, President Sebastián Piñera announced the plan for a phase-out of coal by 2040 and the progressive goal of carbon neutrality by 2050. Considering the country’s current high share of 40% coal in the electricity mix,³⁵ reaching carbon neutrality will require one of the fastest coal phase-outs worldwide. By 2024, eight of the country’s 28 coal-fired power plants are due to be shut down.³⁶ National experts caution that those plants will remain under a status referred to as “operative strategic reserve” until 2029, which means that they could be revived if needed. A detailed phase-out schedule for the country’s remaining 20 coal power plants has not yet been specified.³⁷



^{a)} Purchasing Power Parity in prices of 2005
^{b)} Greenhouse Gases
^{c)} Land-Use, Land-Use Change and Forestry * rounded
^{d)} Total Primary Energy Supply ** unweighted and rounded

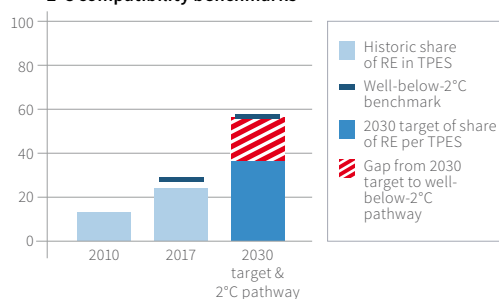


Renewable Energy

Renewable Energy (RE) – Rating Table						
Rank	Score*	Overall Rating	Share of RE in Energy Use (TPES)** - current level (incl. hydro)	Share of RE in Energy Use (TPES) - current trend (excl. hydro)	Share of RE in Energy Use (TPES) (excl. hydro) - compared to a well-below-2°C pathway	RE 2030 Target (incl. hydro) - compared to a well-below-2°C pathway
11.	60.0	High	High	Low	High	High

In the Renewable Energy category, Chile achieves an overall *high* rating. The current share of renewable energy including hydro*** lies at 23.8% (as of 2017), which is rated comparably *high* for its well-below-2°C compatibility. Experts caution on the uncertainty that climate change poses on hydropower. The country’s 2050 Energy Strategy of 2015 sets long-term targets for renewable energy generation, aiming at 60% electricity production from renewable energy by 2035 and 70% by 2050.³⁸

Renewable Energy (% of TPES): historic values and 2°C compatibility benchmarks

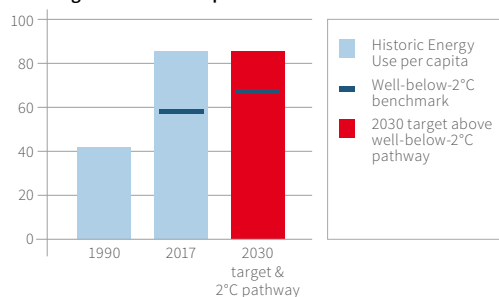


Energy Use

Energy Use – Rating Table						
Rank	Score*	Overall Rating	Energy Use (TPES)** per Capita - current level	Energy Use (TPES) per Capita - current trend	Energy Use (TPES) per Capita - compared to a well-below-2°C pathway	Energy Use 2030 Target - compared to a well-below-2°C pathway
34.	54.0	Medium	Medium	Medium	Very low	Low

In the Energy Use category, Chile is rated *medium* – both for the current level and the five-year trend. As Chile has more than doubled its energy use per capita between 1990 and 2017, the current energy use per capita compared to a well-below-2°C compatible pathway is rated *very low*. As the country’s energy use target does not entail a significant reduction, higher ambition in this area is needed.

Energy Use (TPES* in GJ per capita): historic values, targets and 2°C compatible benchmarks



Climate Policy

Climate Policy – Rating Table				
Rank	Score*	Overall Rating	National Climate Policy Performance	International Climate Policy Performance
27.	55.3	Medium	Low	Medium

In the Climate Policy category, Chile ranks among the *medium*-performing countries. Regarding national climate policy, its performance is evaluated as *low*. National climate and energy experts criticise the failure to implement energy use targets, especially in the housing and transport sectors. While the ongoing protests across the country and the resulting decree of a state of emergency led to the government’s withdrawal from hosting COP25, Chile still holds the presidency for COP25. Experts comment that in this role, Chile has the opportunity to demonstrate

its climate leadership. At the UN Climate Action Summit in New York in September 2019, Chile launched the multi-stakeholder Climate Ambition Alliance. Chile is currently on track to overachieve its unconditional NDC target with existing policies, therefore experts see the potential for improvements in the country’s climate policy performance if an enhanced NDC is aligned with the new goal of carbon neutrality by 2050.

* unweighted and rounded **Total Primary Energy Supply ***and excluding traditional biomass

6. Endnotes

- ¹ **IEA (2019)**. Global EV Outlook 2019. Retrieved from: <https://www.iea.org/publications/reports/globalevoutlook2019/>
- ² **Gobierno de Chile (2019)**. Alianza de Ambición Climática: Las naciones impulsan una acción de alto nivel para 2020 y lograr neutralidad de carbono para 2050. Retrieved from: <https://prensa.presidencia.cl/comunicado.aspx?id=102012>
- ³ **Department of International Relations and Cooperation (2019)**. Statement by H.E. President Cyril Ramaphosa of South Africa to the United Nations Secretary-General's Climate Summit, 23 September 2019. Retrieved from: <http://www.dirco.gov.za/docs/speeches/2019/cram0923.htm>
- ⁴ **Lenton et al. (2019)**. Climate tipping points - too risky to bet against. Retrieved from: https://www.nature.com/articles/d41586-019-03595-0?utm_source=tw_t_nnc&utm_medium=social&utm_campaign=naturenews&sf224839050=1
- ⁵ **The Guardian (2019)**. Cyclone Idai 'might be southern hemisphere's worst such disaster'. Retrieved from: <https://www.theguardian.com/world/2019/mar/19/cyclone-idai-worst-weather-disaster-to-hit-southern-hemisphere-mozambique-malawi>
- ⁶ **The Times of India (2019)**. Delhi records all-time high of 48 degrees Celsius in June, heatwave to continue. Retrieved from: <https://timesofindia.indiatimes.com/city/delhi/delhi-records-all-time-high-of-48-degrees-celsius-heat-wave-to-continue/articleshows/69727572.cms>
- ⁷ **The Guardian (2019)**. Australia bushfires factcheck: are this year's fires unprecedented? Retrieved from: <https://www.theguardian.com/australia-news/2019/nov/22/australia-bushfires-factcheck-are-this-years-fires-unprecedented>
- ⁸ **IEA (2019)**. Renewables 2019. Retrieved from: <https://www.iea.org/renewables2019/>
- ⁹ **Gimon et al. (2019)**. The Coal Cost Crossover: Economic Viability Of Existing Coal Compared To New Local Wind And Solar Resources. Retrieved from: https://energyinnovation.org/wp-content/uploads/2019/04/Coal-Cost-Crossover_Energy-Innovation_VCE_FINAL2.pdf
- ¹⁰ **Houser, Bordoff & Marsters (2017)**. Can Coal Make a Comeback? Retrieved from: https://energypolicy.columbia.edu/sites/default/files/Center_on_Global_Energy_Policy_Can_Coal_Make_Comeback_April_2017.pdf
- ¹¹ **EIA (2019)**. More U.S. coal-fired power plants are decommissioning as retirements continue. Retrieved from: <https://www.eia.gov/todayinenergy/detail.php?id=40212>
- ¹² **Shearer, Yu & Nace (2019)**. Out of Step. China Is Driving The Continued Growth Of The Global Coal Fleet. Retrieved from: <https://endcoal.org/wp-content/uploads/2019/11/Out-of-Step-English-final.pdf>
- ¹³ **Reuters (2019)**. Some \$71 billion of Japanese coal assets at risk from cheaper renewables. Retrieved from: <https://www.reuters.com/article/us-japan-coal-renewables/some-71-billion-of-japanese-coal-assets-at-risk-from-cheaper-renewables-idUSKCN1WL0C9>
- ¹⁴ **Carbon Tracker (2019)**. Apocalypse Now. Retrieved from: <https://www.carbontracker.org/reports/apocalypse-now/>
- ¹⁵ **The Economic Times (2019)**. UK-based AXIS Capital to quit coal cover. Retrieved from: <https://economictimes.indiatimes.com/industry/indl-goods/svs/metals-mining/uk-based-axis-capital-to-quit-coal-cover/articleshow/71652403.cms>
- ¹⁶ **EI, IISD, ODI, Climate Analytics, CICERO, and UNEP (2019)**. The Production Gap: The discrepancy between countries' planned fossil fuel production and global production levels consistent with limiting warming to 1.5°C or 2°C. Retrieved from: <http://productiongap.org>
- ¹⁷ **IEA (2019)**. World Energy Outlook. Retrieved from: <https://www.iea.org/weo/>
- ¹⁸ **Worldbank (2018)**. The MDBs' alignment approach to the objectives of the Paris Agreement: working together to catalyse low-emissions and climate-resilient development. Retrieved from: <http://pubdocs.worldbank.org/en/784141543806348331/Joint-Declaration-MDBs-Alignment-Approach-to-Paris-Agreement-COP24-Final.pdf>
- ¹⁹ **European Investment Bank (2019)**. EU Bank launches ambitious new climate strategy and Energy Lending Policy. Retrieved from: <https://www.eib.org/en/press/all/2019-313-eu-bank-launches-ambitious-new-climate-strategy-and-energy-lending-policy>

- ²⁰ **The Guardian (2019)**. Sweden's central bank dumps Australian bonds over high emissions. Retrieved from: <https://www.theguardian.com/environment/2019/nov/15/swedens-central-bank-dumps-australian-bonds-over-high-emissions>
- ²¹ **The Guardian (2019)**. Firms ignoring climate crisis will go bankrupt, says Mark Carney. https://www.theguardian.com/environment/2019/oct/13/firms-ignoring-climate-crisis-bankrupt-mark-carney-bank-england-governor?CMP=Share_AndroidApp_Karte_zu_Trello_hinzuf%C3%BCgen
- ²² **The New York Times (2019)**. Trump Administration to Begin Official Withdrawal From Paris Climate Accord. Retrieved from: <https://www.nytimes.com/2019/10/23/climate/trump-paris-climate-accord.html>
- ²³ **The Guardian (2019)**. Climate crisis will not be discussed at G7 next year, says Trump official. Retrieved from: <https://www.theguardian.com/world/2019/oct/17/g7-summit-2020-trump-climate-crisis>
- ²⁴ **Mongabay (2019)**. Experts blame Bolsonaro for surge in deforestation, warn of worse to come. Retrieved from: <https://news.mongabay.com/2019/11/experts-blame-bolsonaro-for-surge-in-deforestation-warn-of-worse-to-come/>
- ²⁵ **BBC (2019)**. Brazil's Amazon deforestation highest since 2008, space agency says. Retrieved from: <https://www.bbc.com/news/world-latin-america-50459602>
- ²⁶ **UNEP (2019)**. Emission Gap Report 2019. Retrieved from: <https://wedocs.unep.org/bitstream/handle/20.500.11822/30797/EGR2019.pdf?sequence=1&isAllowed>
- ²⁷ **REN21 (2019)**. Renewables 2019 Global Status Report. Retrieved from: https://www.ren21.net/wp-content/uploads/2019/05/gsr_2019_full_report_en.pdf
- ²⁸ **IEA (2019)**. Offshore Wind Outlook 2019. Retrieved from: <https://www.iea.org/offshorewind2019/>
- ²⁹ **IEA (2019)**. Energy Efficiency 2019. Retrieved from: https://www.iea.org/efficiency2019/?utm_campaign=IEA%20newsletters&utm_source=SendGrid&utm_medium=Email
- ³⁰ **Euractiv (2019)**. Germany shuns EU letter calling for higher climate goals. Retrieved from: <https://www.euractiv.com/section/climate-strategy-2050/news/germany-shuns-eu-letter-calling-for-higher-climate-goals/>
- ³¹ **The Guardian (2019)**. Finland pledges to become carbon neutral by 2035. Retrieved from: <https://www.theguardian.com/world/2019/jun/04/finland-pledges-to-become-carbon-neutral-by-2035>
- ³² **Reuters (2019)**. Finland approves ban on coal for energy use from 2029. Retrieved from: <https://www.reuters.com/article/finland-energy-coal/finland-approves-ban-on-coal-for-energy-use-from-2029-idUKL5N20N6QV>
- ³³ **Worldbank (2019)**. Climate Change Knowledge Platform. Country Chile. Retrieved from: <https://climateknowledgeportal.worldbank.org/country/chile/vulnerability>
- ³⁴ **UNDP (2018)**. Human Development Indicators. Chile. Retrieved from: <http://hdr.undp.org/en/countries/profiles/CHL>
- ³⁵ **Climate Action Tracker (2019)**. Chile. Retrieved from: <https://climateactiontracker.org/countries/chile/>
- ³⁶ **Climate Change News (2019)**. <https://www.climatechangenews.com/2019/06/14/countries-net-zero-climate-goal/>
- ³⁷ **Climate Action Tracker (2019)**. Chile. Retrieved from: <https://climateactiontracker.org/countries/chile/>
- ³⁸ **Ministerio de Energía (2015)**. Energía 2050: Política Energética de Chile. Retrieved from: http://www.minenergia.cl/archivos_bajar/LIBRO-ENERGIA-2050-WEB.pdf

Annex

List of contributors to the climate policy evaluation

About 350 climate and energy experts contributed to this year's edition of the Climate Change Performance Index with their evaluation of national climate policies and international climate policy performance. The following national experts agreed to be mentioned as contributors to the policy evaluation of this year's CCPI:

Country	Name	Organisation
Algeria	Sofiane Benadjila	–
Argentina	Daniel Bouille	Fundación Bariloche
	Roque Pedace	FOROBA in CANLA
Australia	Dr. Graeme McLeay & Dr. John Iser	Doctors for the Environment Australia
	Richie Merzian	The Australian Institute
	Dr. Simon Bradshaw	Oxfam
	Suzanne Harter & Gavan McFadzean	Australian Conservation Foundation
Austria	Adam Pawloff & Jasmin Duregger	Greenpeace
	Johannes Wahlmüller	GLOBAL2000
Belarus	Dr. Maria Falaleeva	INGO EKAPRAEKT
Belgium	Julie Vandenberghe	WWF
	Laurien Spruyt	Bond Beter Leefmilieu
Brazil	Alexandre d'Avignon	COPPE-UFRJ & IE-UFRJ
	Dr. William Wills	Eos Consulting
Bulgaria	Genady Kondarev	Za Zemiata - Friends of the Earth Bulgaria
	Meglana Antonova	Greenpeace
Canada	Florence Daviet	Canadian Parks and Wilderness Society
	Isabelle Turcotte	Pembina Institute
	Teika Newton & Eddy Pérez	Climate Action Network
Chile	Ezio Costa	FIMA
	Nuria Hartmann	–
	Sam Leiva, Gary Gonzales & Andrés León	Alianza Ciudadana por la Descarbonización
	Sara Larrain	Fundación Chile Sustentable
	Teresita Alcántara	Adapt-Chile
China	Lin Jiaqiao	REEI
	Xinxin Bi	Sustainable Development Center, China Low Carbon Network
Chinese Taipei	Gloria Kuang-Jung HSU	Mom Loves Taiwan Association
	Dr. Ying-Shih Hsieh	Environmental Quality Protection Foundation

Country	Name	Organisation
Czech Republic	Jiri Jerabek	Greenpeace
Croatia	Ivana Rogulj	Society for Sustainable Development Design
Denmark	Lasse Jesper Pedersen	Danish Society for Nature Conservation
Egypt	Riham Helmy Abdelhamid	EnVarious for Development
France	–	I4CE – Institute for Climate Economics
	Andreas Rüdinger & Lola Vallejo	IDDRI
Germany	Daniela Setton	IASS
	Jürgen Meier	–
	Malte Hentschke	Klima-Allianz
	Manfred Treber & Kai Bergmann	Germanwatch
	Martin Baumann	BUND
	Sebastian Scholz	NABU
	Sven Harmeling	CARE
Greece	Stavros Mavrogenis	WWF
	Takis Grigoriou	Greenpeace
Hungary	Ada Amon	E3G
	András Lukács	CAAG
	András Perger	Greenpeace
	Béla Munkácsy	ELTE University
India	Aishwarya Raj	TERI
	Sanjay Vashist	CAN South Asia
	Shankar Sharma	-
Indonesia	Almo Pradana	World Resources Institute
	Erina Mursanti	IESR
	Indra Sari Wardhani	WWF
Ireland	Catherine Devitt	Stop Climate Chaos Coalition
Italy	Manrico Benelli	Friends of the Earth
	Mauro Albrizio & Edoardo Zanchini & Katiuscia Eroe	Legambiente
	Stefano Caserini	Italian Climate Network
Japan	Kimiko Hirata	Kiko Network
	Mika Ohbayashi	Renewable Energy Institute
Korea	Jieon Lee	Korea Federation for Environmental Movements
Latvia	Janis Brizga & Krista Petersone	Green Liberty Latvia
Lithuania	Inga Konstantinaviciute	Lithuanian Energy Institute

Country	Name	Organisation
Malaysia	Anthony Tan Kee Huat	–
Malta	Edward A. Mallia	FoE
Mexico	José María Valenzuela	Blavatnik School of Government, Oxford University
	Mariana Gutiérrez Grados	Iniciativa Climática de México
Morocco	Hassan Agouzoul	Economic Social and Environmental Council of Morocco
	Kerstin Opfer	High Atlas Foundation
	Dr. Saddik Mohammed	Association Homme & Environnement
	Said Chakri	–
	Touria Barradi	–
Netherlands	Jan Verhagen	University of Wageningen
	Robert Koelemeijer	Planbureau voor de Leefomgeving
	Sible Schöne	HIER
New Zealand	David Tong	WWF
Norway	Aled Dilwyn Fisher	Friends of the Earth Norway
Poland	Aleksander Śniegocki	WiseEuropa
	Andrzej Ancygier	Climate Analytics
	Dr. Andrzej Kassenberg	Institute for Sustainable Development
	Dr. Julia Kusznir	Bremen Energy Research, Jacobs University
	Krzysztof Jedrzejewski & Urszula Stefanowicz	PKE OM
	Wojciech Szymalski	Institute for Sustainable Development
Portugal	Francisco Ferreira	ZERO - Associação Sistema Terrestre Sustentável
	Laura Carvalho	Quercus
Romania	Ioana Ciuta	Bankwatch
	Lavinia Andrei	TERRA Mileniul III
Russian Federation	Angelina Davydova	Office of Environmental Information
	Michael Yulkin	Environmental Investment Centre
	Vladimir Chuprov	Greenpeace
Saudi Arabia	Sarah Alharthey	–
	Tariq Buhilaigah	–
Slovenia	Barbara Kvac	Focus Association for Sustainable Development
	Renata Karba	Umanotera, The Slovenian Foundation for Sustainable Development
South Africa	Prabhat Upadhyaya & James Reeler	WWF
	Richard Halsey	Project 90 by 2030

Country	Name	Organisation
Switzerland	Georg Klingler	Greenpeace
	Jürg Staudenmann	Alliance Sud
Thailand	Tara Buakamsri & Chariya Senpong	Greenpeace
Turkey	Mahir Ilgaz	350.org
	Önder Algedik	350Ankara.org
Ukraine	Illia Yeremenko	Ecoclub
	Oksana Aliieva	Heinrich Boell Foundation
	Oleg Savitsky	Ecoaction/Ecodiya
	Yevheniia Zasiadko, Iryna Bondarenko & Anna Ackermann	Ecoaction
United Kingdom	Christoph v. Friedeburg	CF Energy Research & Consulting UG
	Dustin Benton	Green Alliance
	Phil MacDonald	Sandbag
United States	Basav Sen	Institute for Policy Studies
	Christoph v. Friedeburg	CF Energy Research & Consulting UG
	Rachel Cleetus	Union of Concerned Scientists, Climate and Energy Program
EU	Lea Achampong	ACT Alliance EU
	Tara Connolly	Greenpeace EU
	Wendel Trio	CAN Europe

www.climate-change-performance-index.org

Copyright

The content and works on these pages created by the operators of these pages are subject to German copyright law. The reproduction, processing, dissemination and all kinds of use outside the limits of copyright require the written consent of each author or creator. Downloads or copies of this site are for private, non-commercial use only. If the content on this site was not created by the operator, the rights in copyright of third parties were respected. In particular, content of third parties is marked as such. Nevertheless, should you notice a breach of copyright, you are requested to let us know. If we become aware of a breach of the law, we will remove this content immediately.

Germanwatch

Following the motto of *Observing. Analysing. Acting.* Germanwatch has been actively promoting global equity and livelihood preservation since 1991. We focus on the politics and economics of the Global North and their worldwide consequences. The situation of marginalised people in the Global South is the starting point for our work. Together with our members and supporters, and with other actors in civil society, we strive to serve as a strong lobbying force for sustainable development. We aim at our goals by advocating for prevention of dangerous climate change and its negative impacts, for guaranteeing food security, and for corporate compliance with human rights standards.

Germanwatch is funded by membership fees, donations, programme funding from Stiftung Zukunftsfaehigkeit (Foundation for Sustainability), and grants from public and private donors.

You can also help us to achieve our goals by becoming a member or by making a donation via the following account:

Bank fuer Sozialwirtschaft AG
BIC/Swift: BFSWDE33BER
IBAN: DE33 1002 0500 0003 2123 00

www.germanwatch.org

NewClimate Institute

The NewClimate Institute for Climate Policy and Global Sustainability is a Germany-based research institute generating ideas on climate change and driving their implementation. They do research, policy design and knowledge sharing on raising ambition for action against climate change and supporting sustainable development. Their core expertise lies in the areas of climate policy analysis, climate action tracking, climate finance, carbon markets, and sustainable energy.

www.newclimate.org

Climate Action Network

CAN members work to achieve this goal through information exchange and the coordinated development of NGO strategy on international, regional, and national climate issues. CAN has regional network hubs that coordinate these efforts around the world.

CAN members place a high priority on both a healthy environment and development that “meets the needs of the present without compromising the ability of future generations to meet their own needs” (Brundtland Commission). CAN’s vision is to protect the atmosphere while allowing for sustainable and equitable development worldwide.

www.climatenetwork.org

